



RANK

11

1 - 54

STRENGTH

65

0 - 100

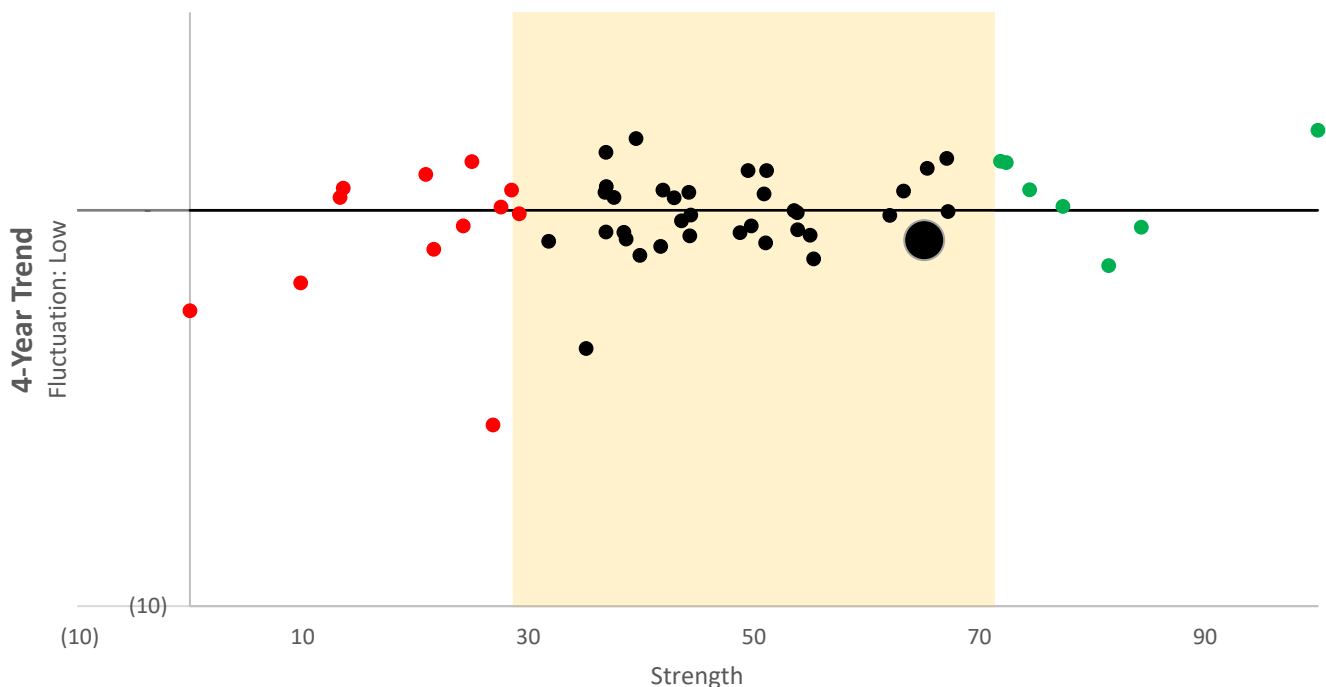
Cape Verde

POPULATION (million): 0.6

GDP (billion): \$4.11

OVERALL

PERFORMANCE IN AFRICA



POINT OF CONTACT

Matthew McLean | President, Endsight Consulting | matthew@endsightconsulting.com



**ENDSIGHT
CONSULTING**

COUNTRY PERFORMANCE INDEX

CATEGORIES

Cape Verde

BUSINESS CONDITIONS

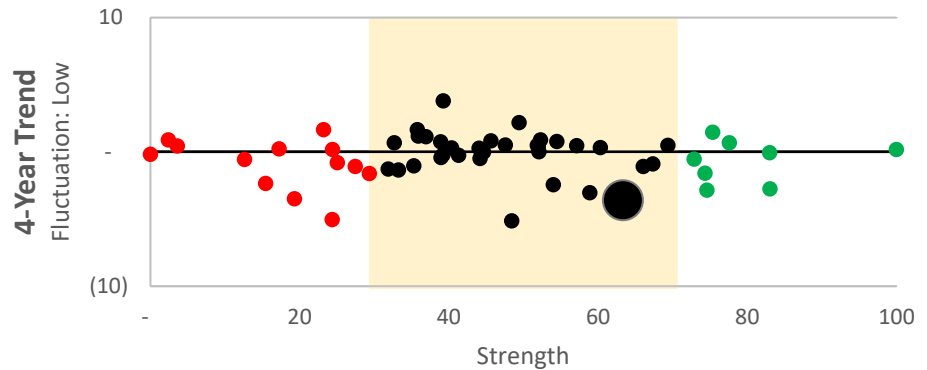
RANK STRENGTH

12 **63**

1 - 54

1 - 100

Weight 40%



FINANCIAL FACTORS

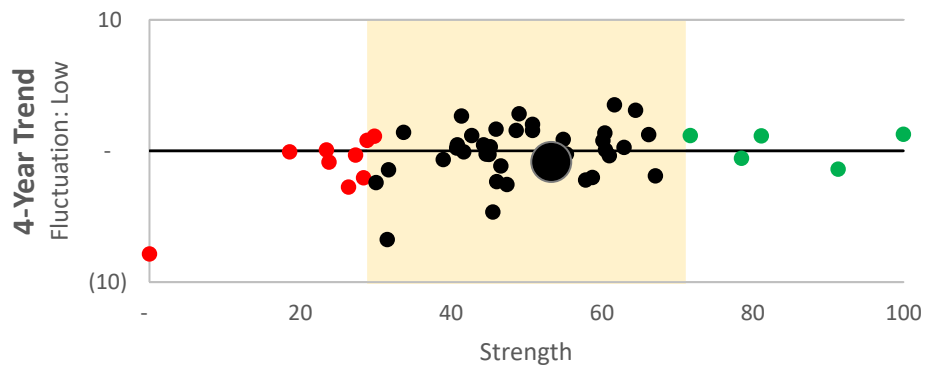
RANK STRENGTH

21 **53**

1 - 54

1 - 100

Weight 30%



GOVERNANCE

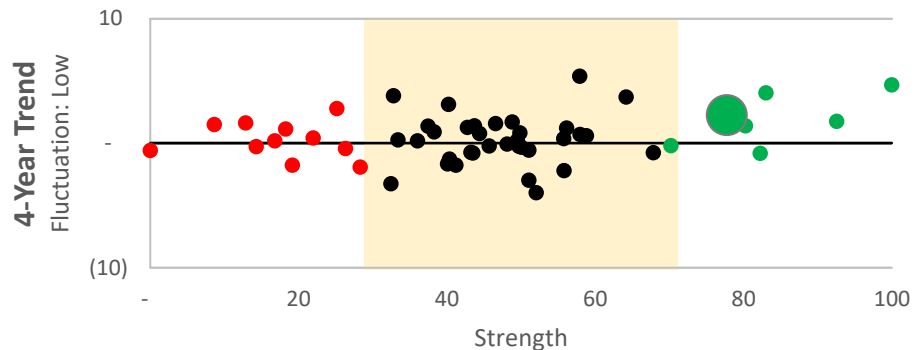
RANK STRENGTH

7 **78**

1 - 54

1 - 100

Weight 30%





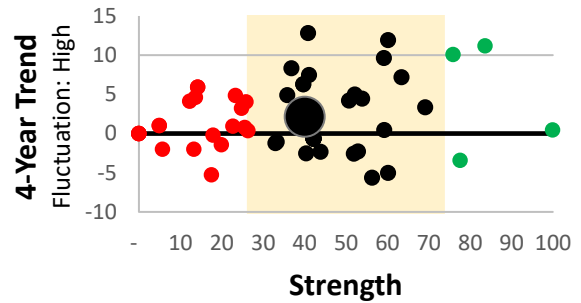
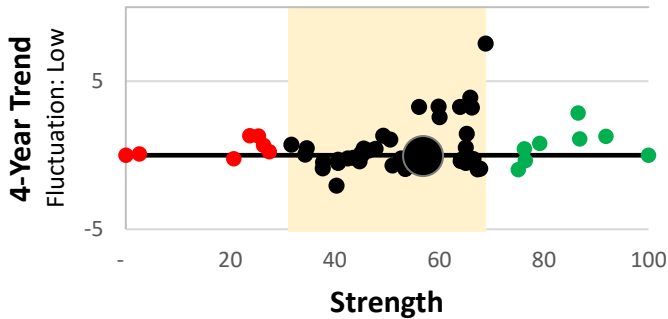
COUNTRY PERFORMANCE INDEX

Cape Verde

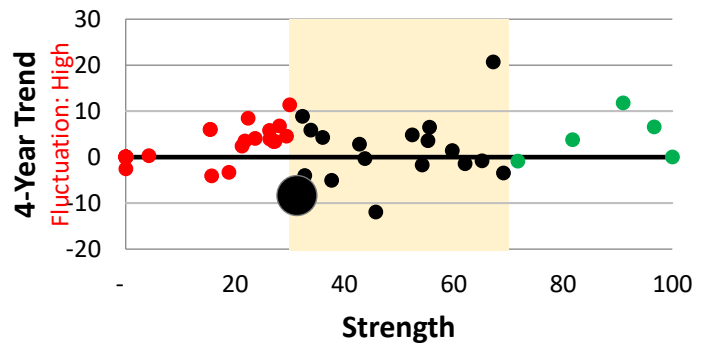
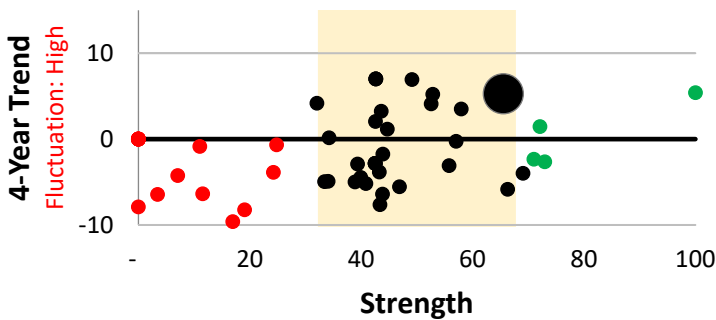
BUSINESS CONDITIONS

Page 1 of 2

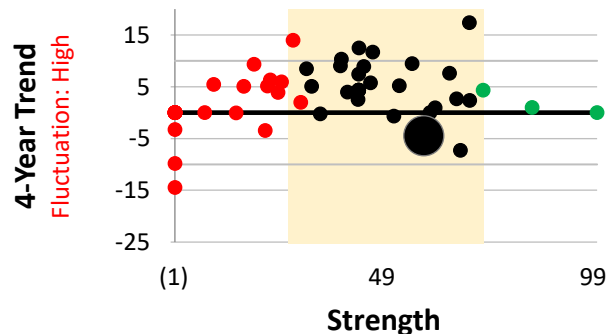
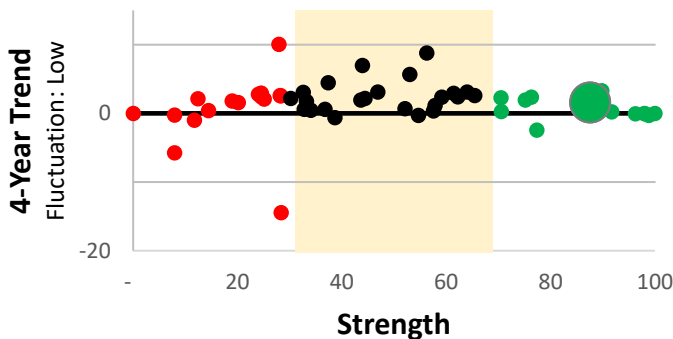
DOING BUSINESS		RANK	STRENGTH	e-Commerce		RANK	STRENGTH
Weight	1.0	24.0	56.9	Weight	0.9	27.0	65.5



QUALITY OF LABOR		RANK	STRENGTH	TRANSPORTATION		RANK	STRENGTH
Weight	0.9	7.0	65.5	Weight	0.8	23.0	31.3



POWER & WATER		RANK	STRENGTH	ICT		RANK	STRENGTH
Weight	0.8	8.0	87.6	Weight	0.8	11.0	59.0





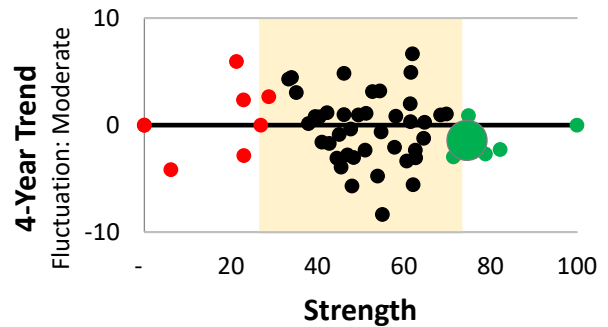
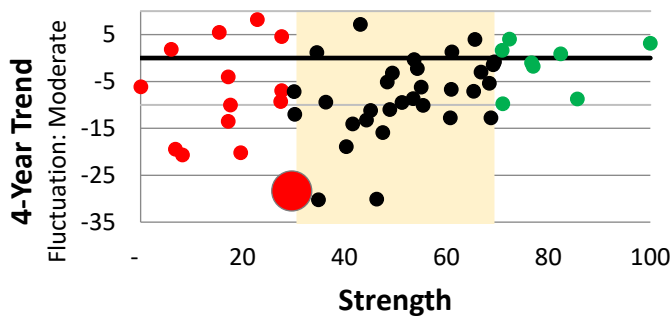
COUNTRY PERFORMANCE INDEX

Cape Verde

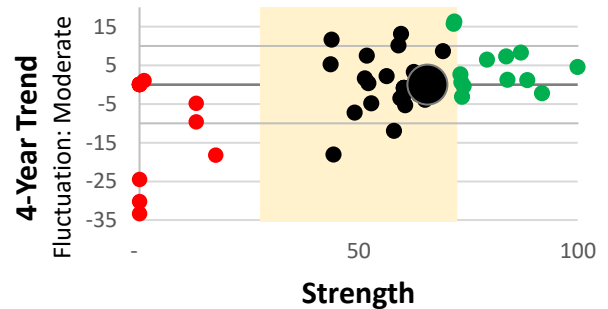
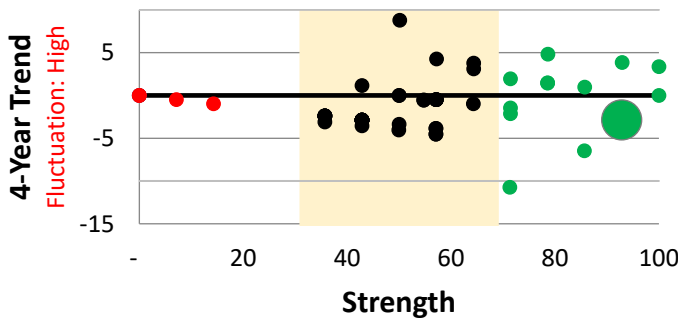
BUSINESS CONDITIONS

Page 2 of 2

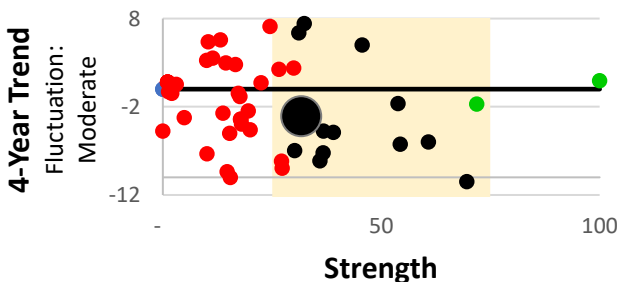
CUSTOMS & BORDER TRADE	RANK	STRENGTH	INVESTMENT CLIMATE	RANK	STRENGTH
Weight 0.7	41.0	29.7	Weight 0.7	5.0	74.6



BUSINESS RED TAPE	RANK	STRENGTH	SAFETY & SECURITY	RANK	STRENGTH
Weight 0.7	4.0	92.8	Weight 0.6	16.0	65.7



HOTEL & AIR TRAVEL	RANK	STRENGTH
Weight 0.6	13.0	31.7



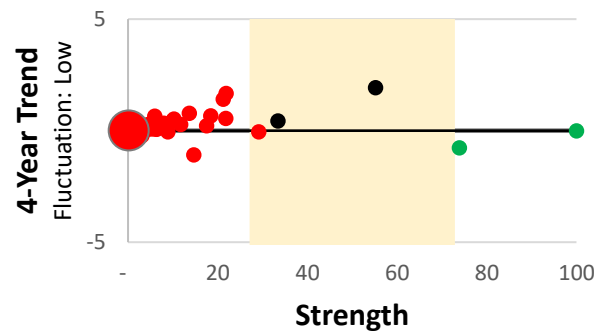
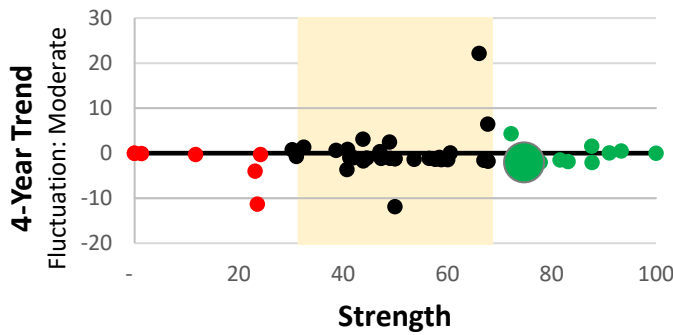


Cape Verde

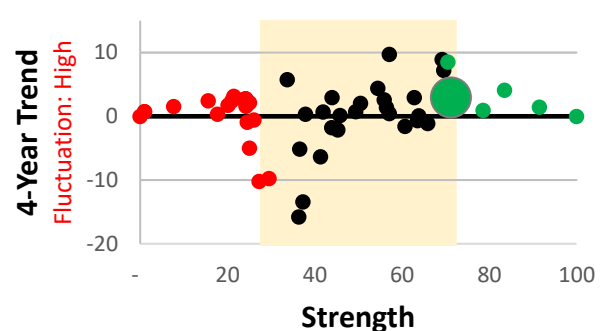
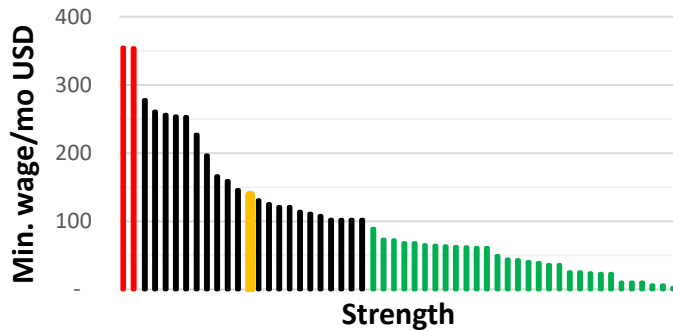
FINANCIAL FACTORS

Page 1 of 2

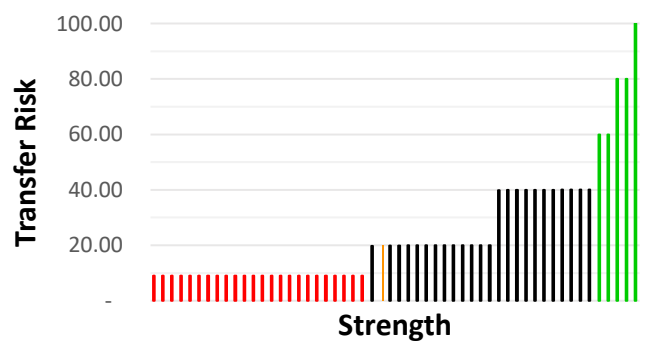
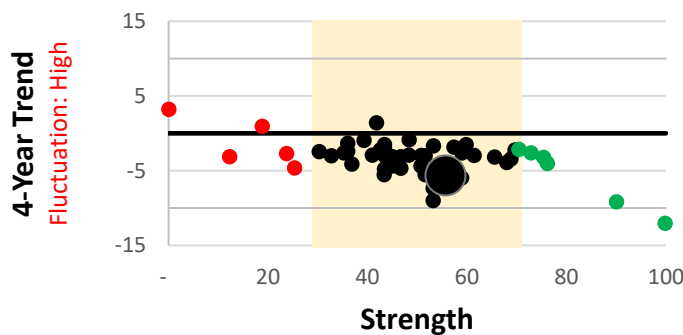
TAX BURDEN			MARKET SIZE		
Weight	RANK	STRENGTH	Weight	RANK	STRENGTH
1.0	11.0	74.7	0.9	51.0	0.2



COST OF LABOR			DOMESTIC BANKING		
Weight	RANK	STRENGTH	Weight	RANK	STRENGTH
0.6	42.0	61.2	0.8	5.0	71.2



GDP GROWTH			CURRENCY STRENGTH		
Weight	RANK	STRENGTH	Weight	RANK	STRENGTH
0.9	16.0	55.7	0.8	29.0	19.9



CONTACT

Matthew McLean | President, Endsight Consulting | matthew@endsightconsulting.com

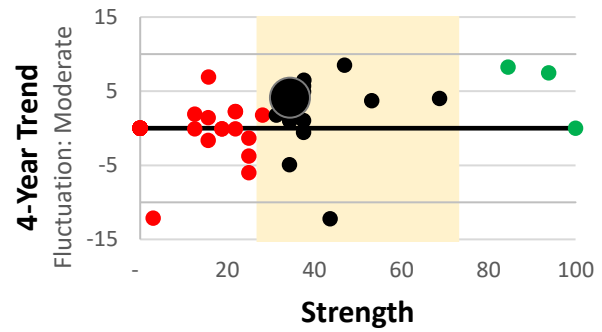
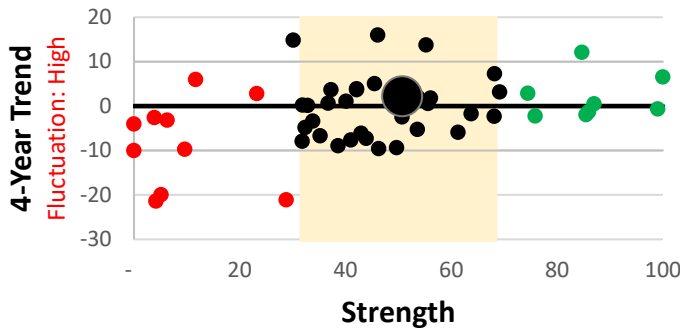


Cape Verde

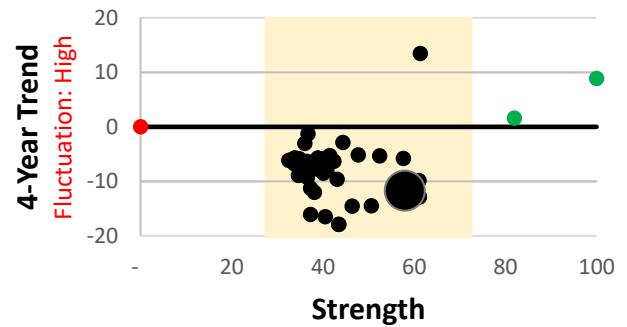
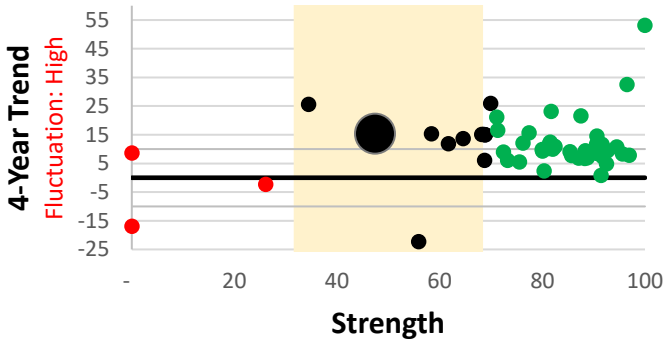
FINANCIAL FACTORS

Page 2 of 2

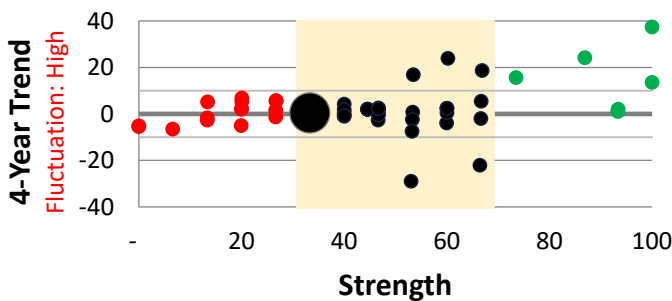
TRADE POLICY			CREDIT RATING		
Weight	RANK	STRENGTH	Weight	RANK	STRENGTH
0.8	20.0	50.7	0.7	14.0	34.4



NATIONAL DEBT			FDI		
Weight	RANK	STRENGTH	Weight	RANK	STRENGTH
0.7	50.0	47.4	0.7	7.0	57.9



PUBLIC PROCUREMENT		
Weight	RANK	STRENGTH
0.6	39.0	33.3



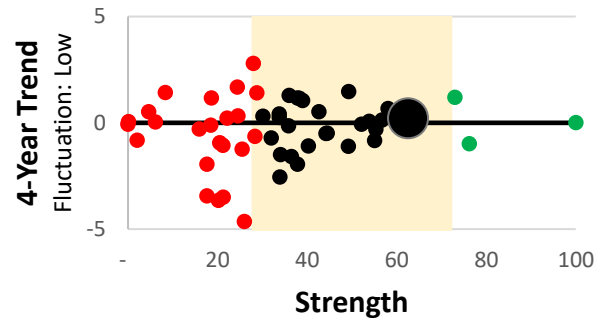
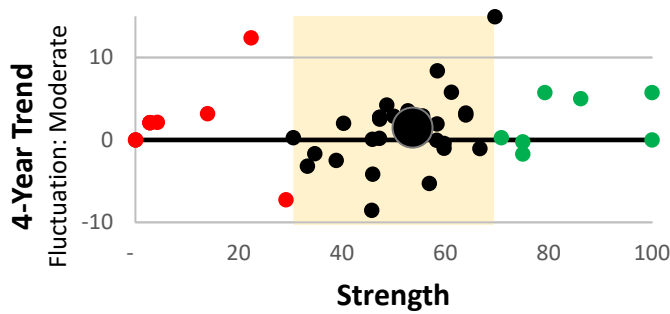


Cape Verde

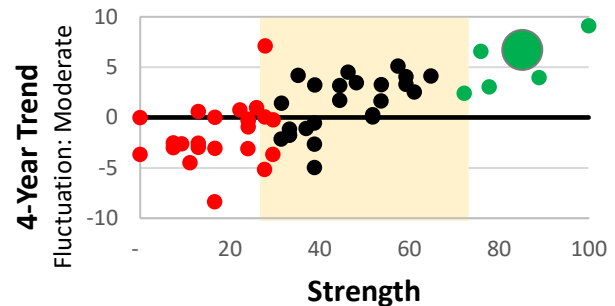
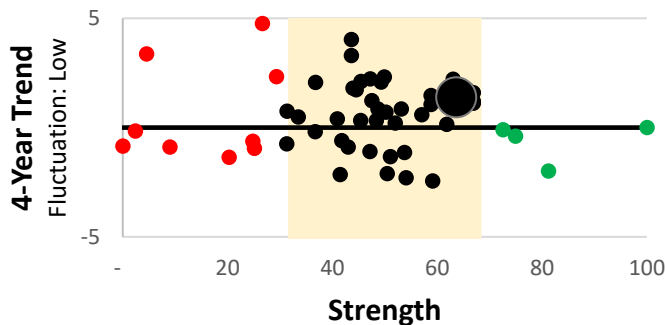
GOVERNANCE

Page 1 of 2

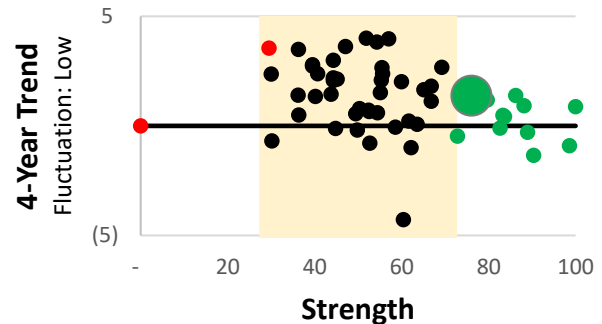
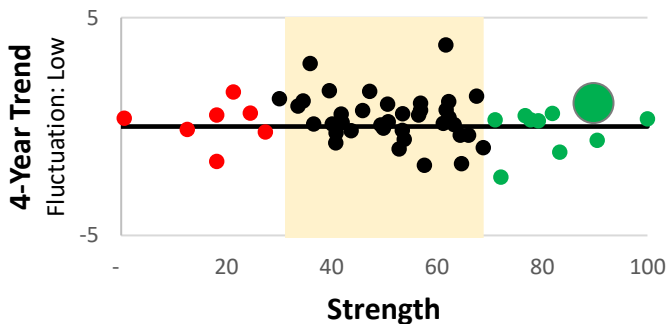
POLITICAL RISK			FRAGILE STATES INDEX		
Weight	RANK	STRENGTH	Weight	RANK	STRENGTH
1.0	21.0	53.7	0.9	5.0	62.6



REGULATORY QUALITY			CORRUPTION		
Weight	RANK	STRENGTH	Weight	RANK	STRENGTH
0.9	10.0	63.6	0.8	3.0	85.3



RULE OF LAW			HUMAN DEVELOPMENT		
Weight	RANK	STRENGTH	Weight	RANK	STRENGTH
0.8	3.0	89.8	0.7	3.0	76.1



CONTACT

Matthew McLean | President, Endsight Consulting | matthew@endsightconsulting.com

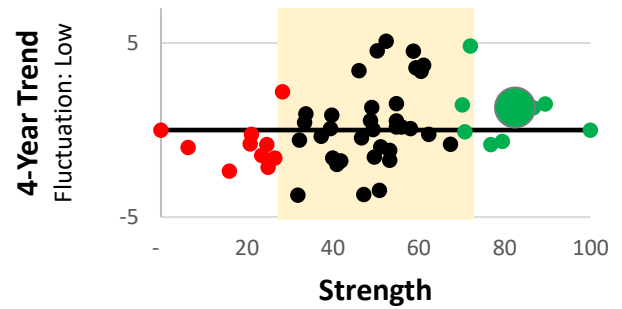
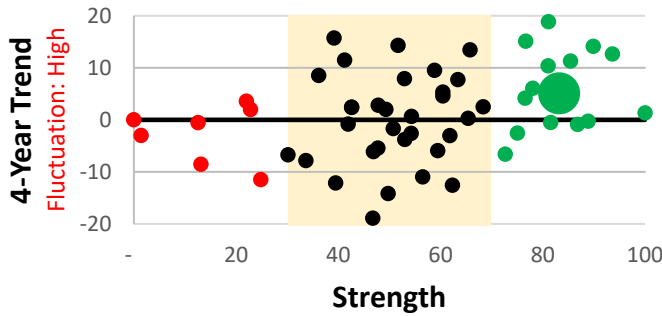


Cape Verde

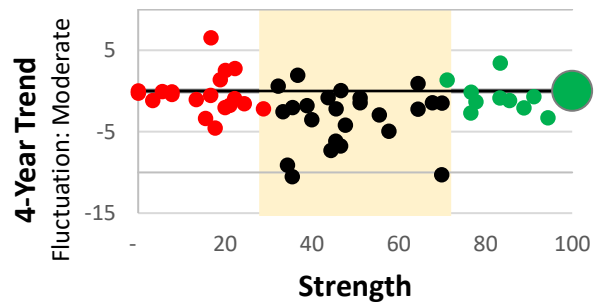
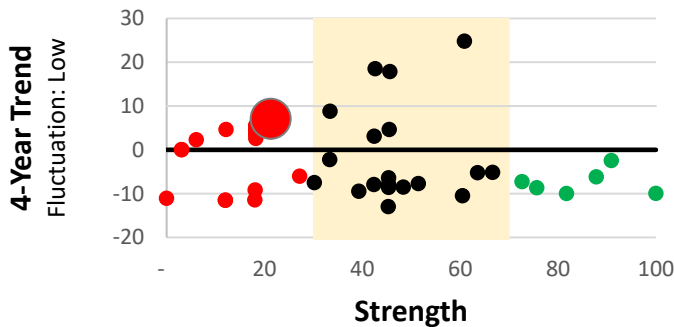
GOVERNANCE

Page 2 of 2

NATIONAL STAT. QUALITY			GOV. EFFECTIVENESS		
Weight	RANK	STRENGTH	Weight	RANK	STRENGTH
0.8	7.0	83.3	0.7	5.0	82.5



Openness & Operation			PERSONAL FREEDOMS		
Weight	RANK	STRENGTH	Weight	RANK	STRENGTH
0.7	32.0	21.3	0.6	1.0	100.0



Democracy Index		
Weight	RANK	STRENGTH
0.6	2.0	93.0

