



RANK

10

1 - 54

STRENGTH

65

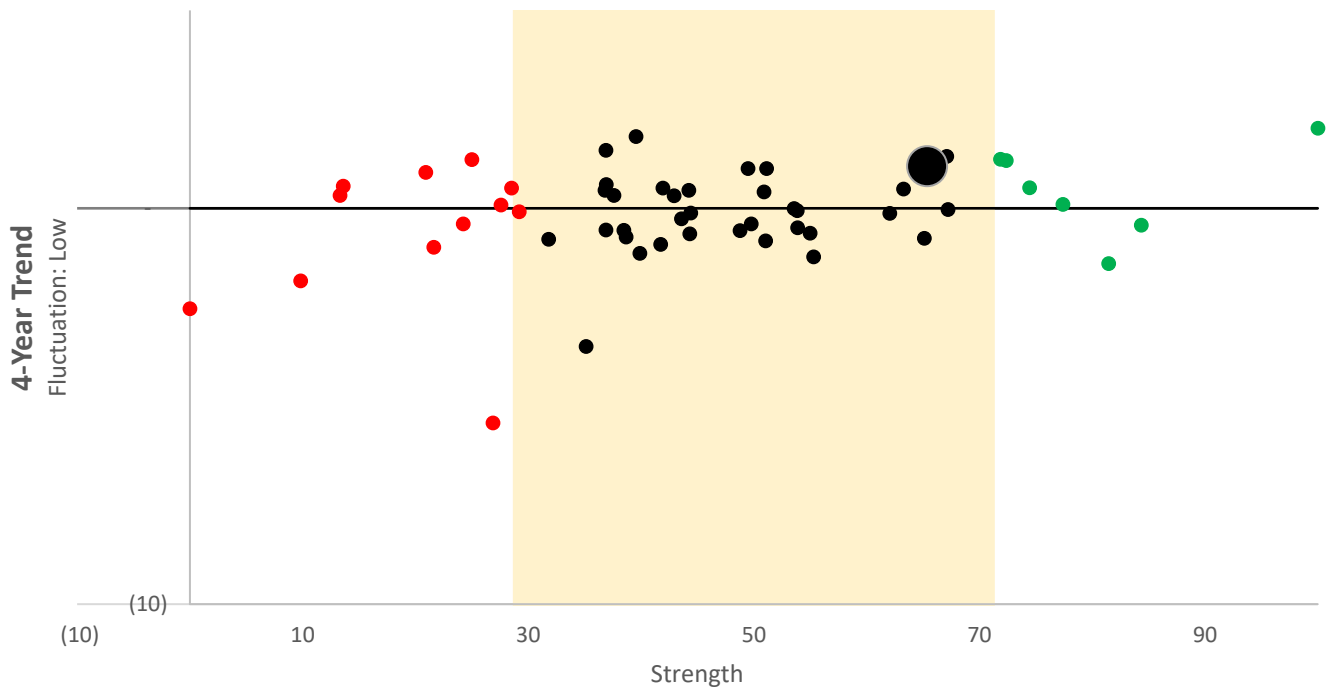
0 - 100

Egypt

POPULATION (million): 106.4

GDP (billion): \$1,229.83

OVERALL PERFORMANCE IN AFRICA



POINT OF CONTACT

Matthew McLean | President, Endsight Consulting | matthew@endsightconsulting.com



**ENDSIGHT  
CONSULTING**

# COUNTRY PERFORMANCE INDEX

## CATEGORIES

# Egypt

### BUSINESS CONDITIONS

RANK      STRENGTH

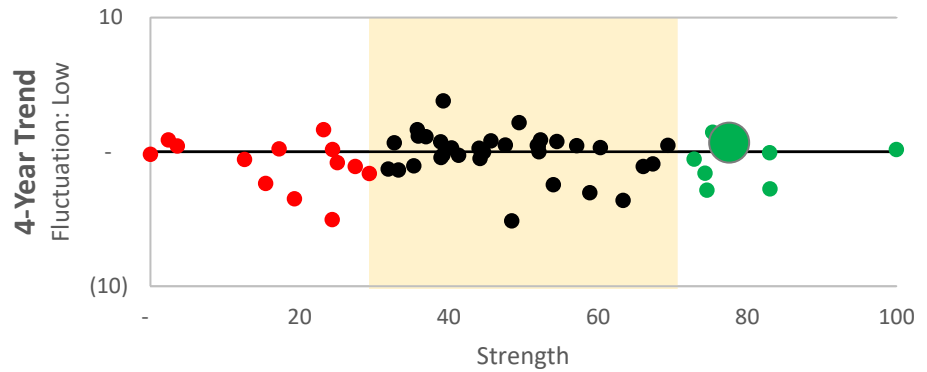
4

78

1 - 54

1 - 100

Weight      40%



### FINANCIAL FACTORS

RANK      STRENGTH

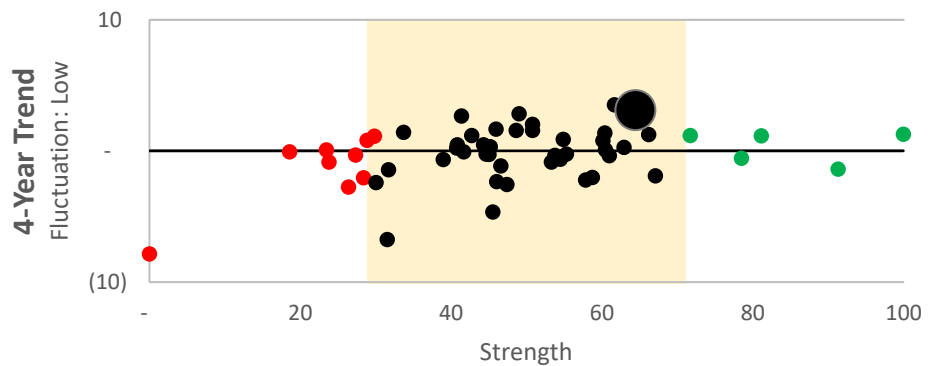
8

65

1 - 54

1 - 100

Weight      30%



### GOVERNANCE

RANK      STRENGTH

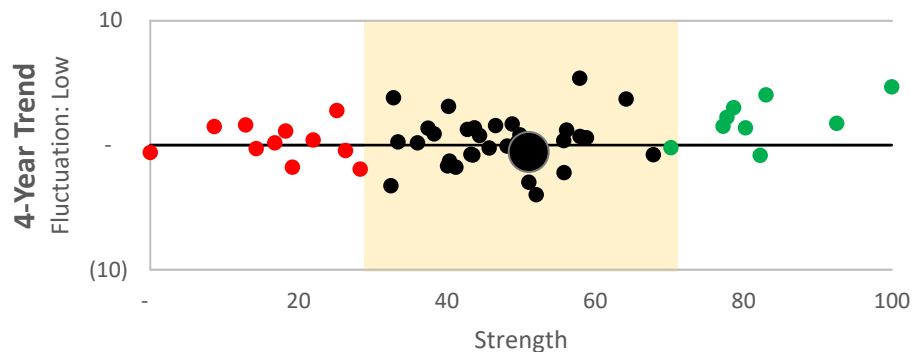
20

51

1 - 54

1 - 100

Weight      30%



CONTACT



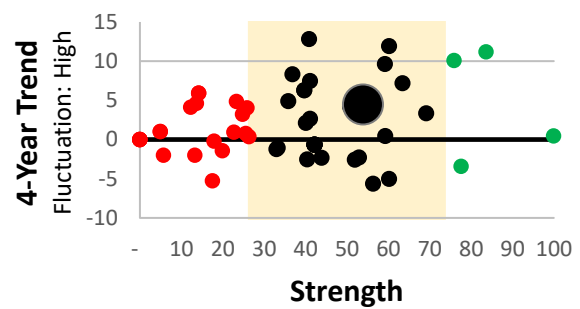
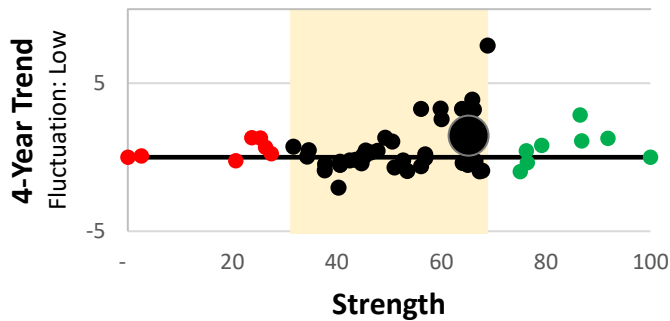
# COUNTRY PERFORMANCE INDEX

## Egypt

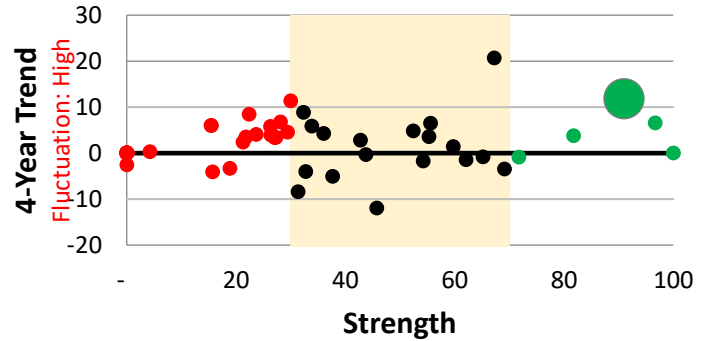
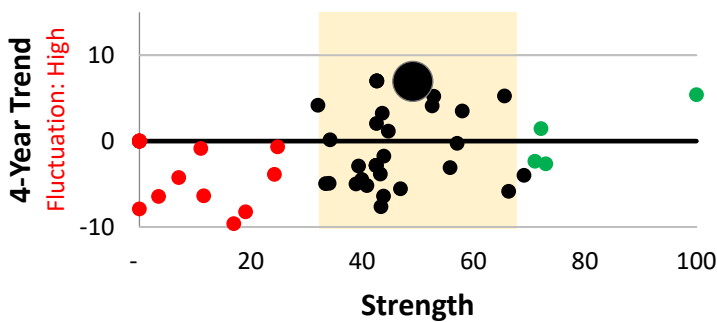
### BUSINESS CONDITIONS

Page 1 of 2

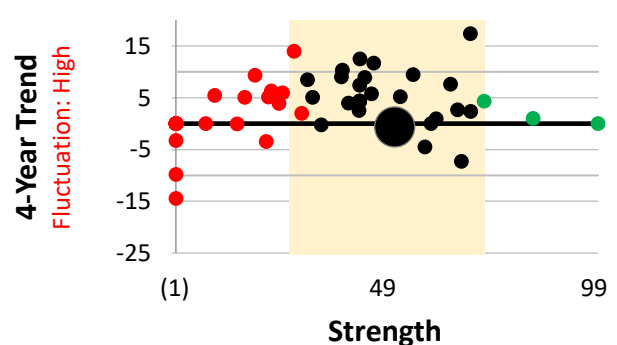
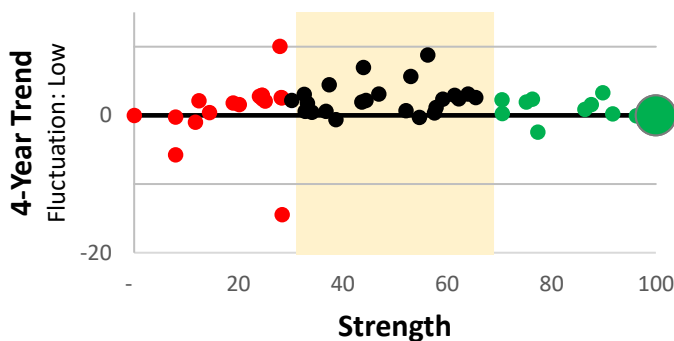
DOING BUSINESS			e-Commerce		
Weight	RANK	STRENGTH	Weight	RANK	STRENGTH
1.0	15.0	65.2	0.9	12.0	49.1



QUALITY OF LABOR			TRANSPORTATION		
Weight	RANK	STRENGTH	Weight	RANK	STRENGTH
0.9	13.0	49.1	0.8	3.0	91.0



POWER & WATER			ICT		
Weight	RANK	STRENGTH	Weight	RANK	STRENGTH
0.8	1.0	100.0	0.8	14.0	51.8





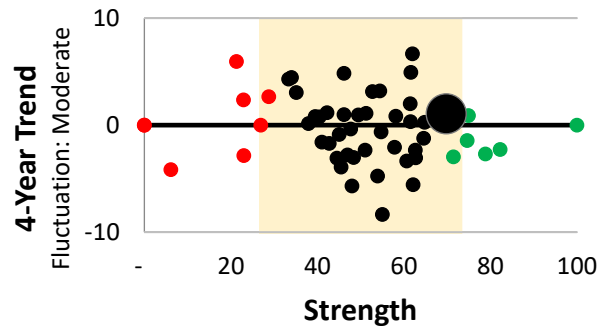
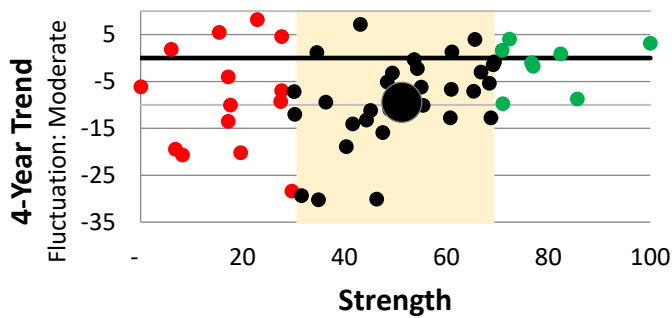
# COUNTRY PERFORMANCE INDEX

## Egypt

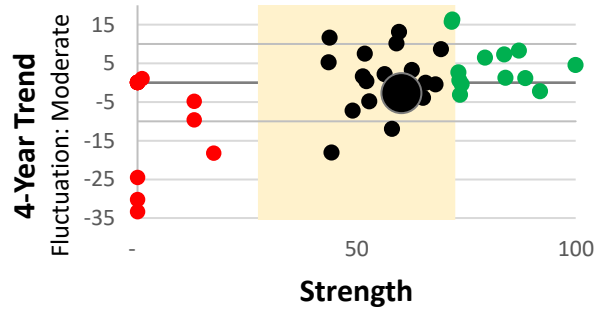
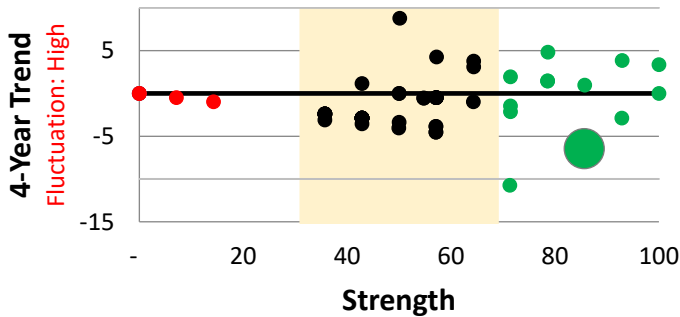
### BUSINESS CONDITIONS

Page 2 of 2

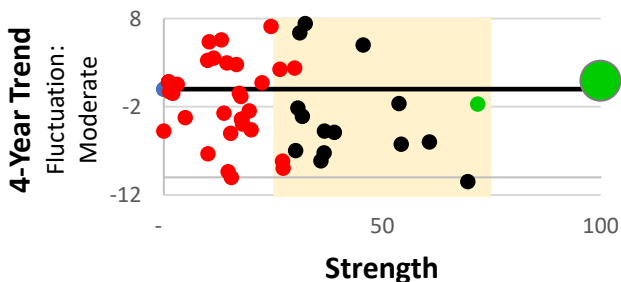
CUSTOMS & BORDER TRADE	RANK	STRENGTH	INVESTMENT CLIMATE	RANK	STRENGTH
Weight 0.7	24.0	51.3	Weight 0.7	7.0	69.8



BUSINESS RED TAPE	RANK	STRENGTH	SAFETY & SECURITY	RANK	STRENGTH
Weight 0.7	6.0	85.6	Weight 0.6	26.0	60.2



HOTEL & AIR TRAVEL	RANK	STRENGTH
Weight 0.6	1.0	100.0



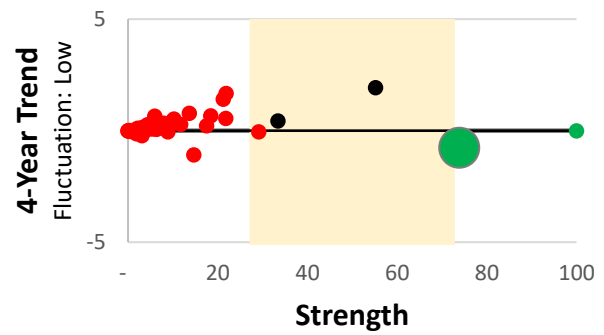
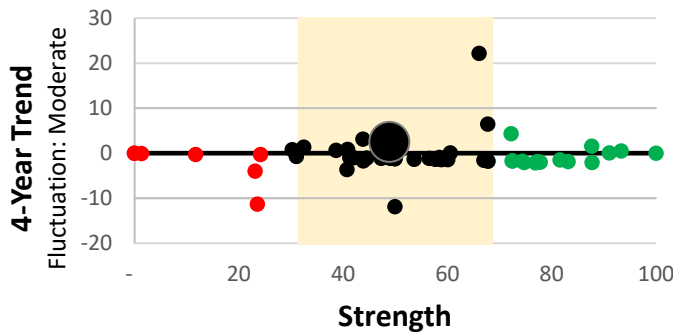


Egypt

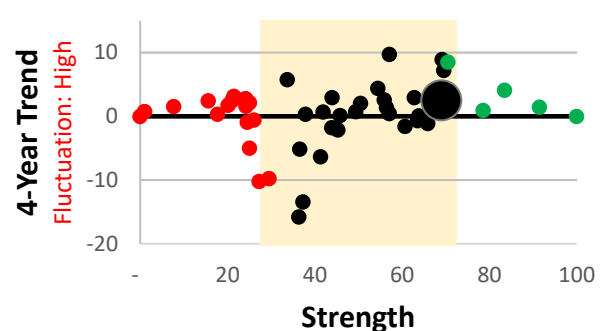
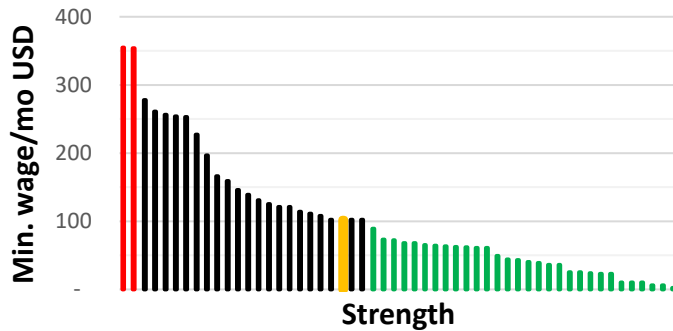
FINANCIAL FACTORS

Page 1 of 2

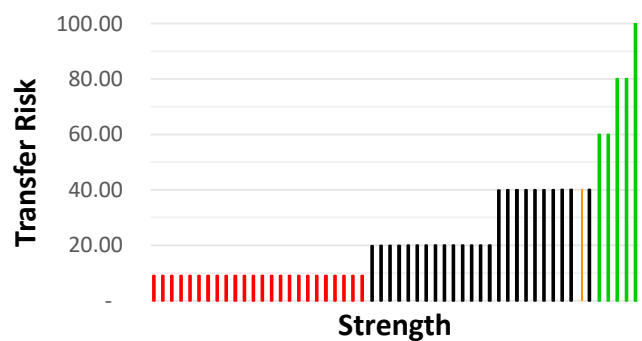
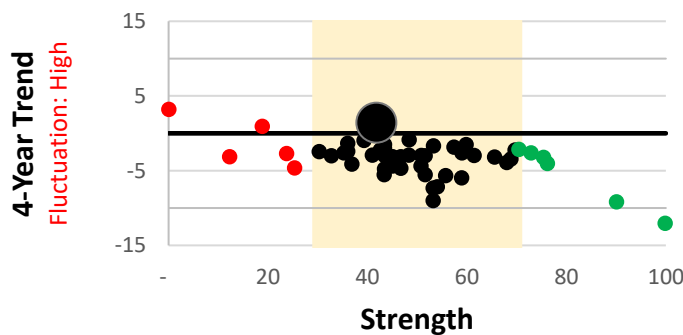
TAX BURDEN			MARKET SIZE		
Weight	RANK	STRENGTH	Weight	RANK	STRENGTH
1.0	33.0	48.9	0.9	2.0	73.9



COST OF LABOR			DOMESTIC BANKING		
Weight	RANK	STRENGTH	Weight	RANK	STRENGTH
0.6	31.0	71.7	0.8	11.0	69.0



GDP GROWTH			CURRENCY STRENGTH		
Weight	RANK	STRENGTH	Weight	RANK	STRENGTH
0.9	41.0	41.8	0.8	6.0	40.2



CONTACT

Matthew McLean | President, Endsight Consulting | matthew@endsightconsulting.com

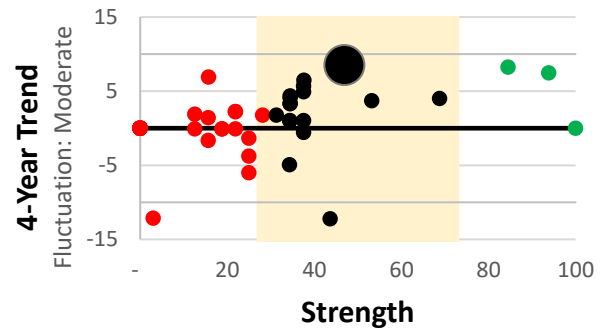
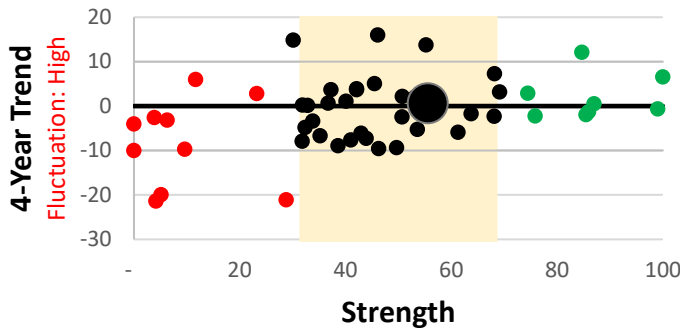


Egypt

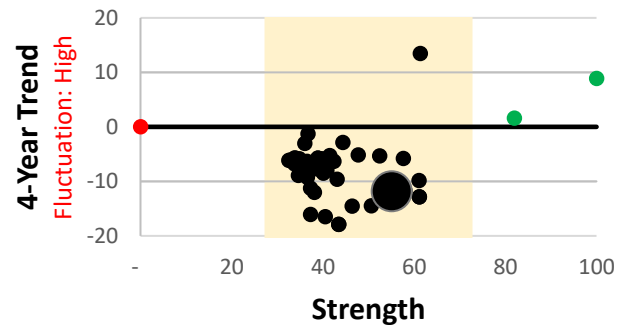
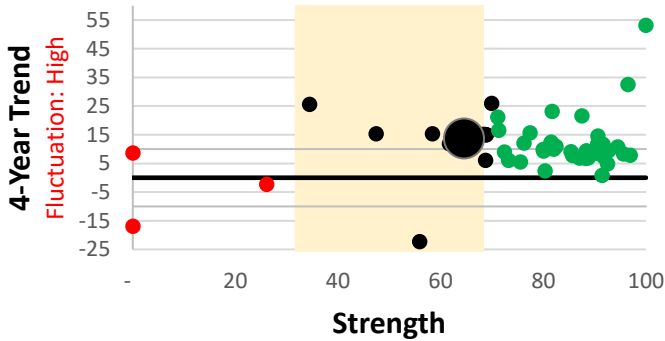
FINANCIAL FACTORS

Page 2 of 2

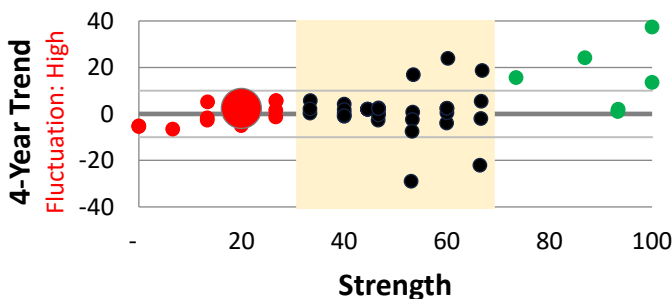
TRADE POLICY		RANK	STRENGTH	CREDIT RATING		RANK	STRENGTH
Weight	0.8	15.0	55.6	Weight	0.7	6.0	47.0



NATIONAL DEBT		RANK	STRENGTH	FDI		RANK	STRENGTH
Weight	0.7	46.0	64.5	Weight	0.7	13.0	55.1



PUBLIC PROCUREMENT		RANK	STRENGTH
Weight	0.6	46.0	20.0



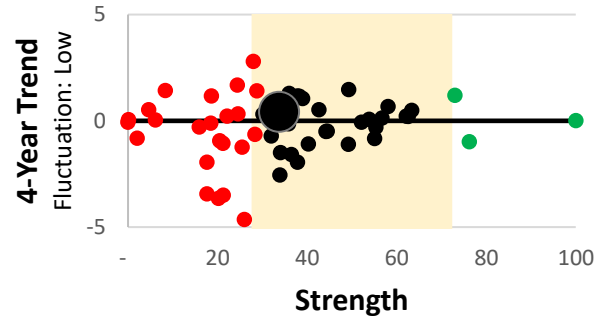
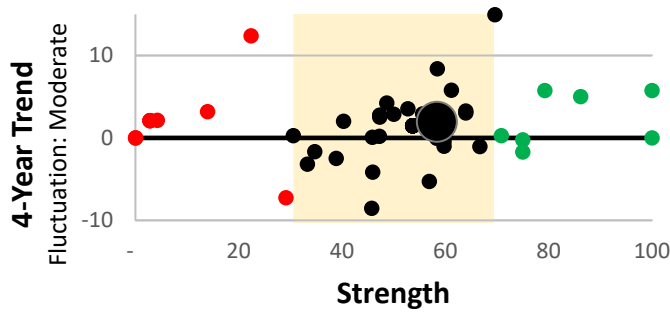


# Egypt

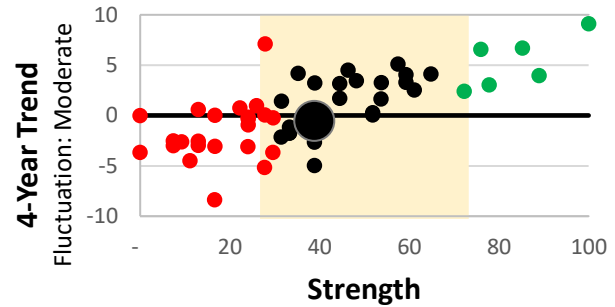
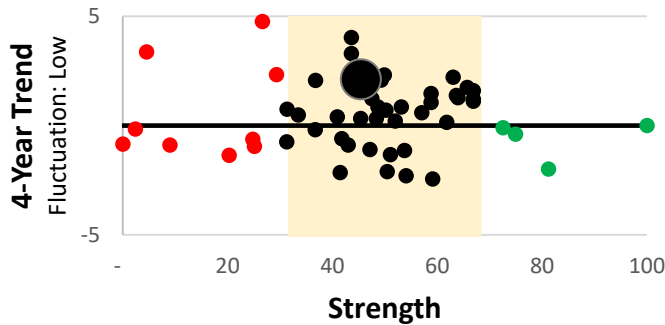
## GOVERNANCE

Page 1 of 2

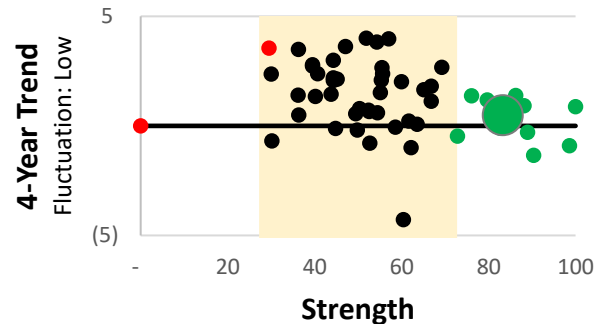
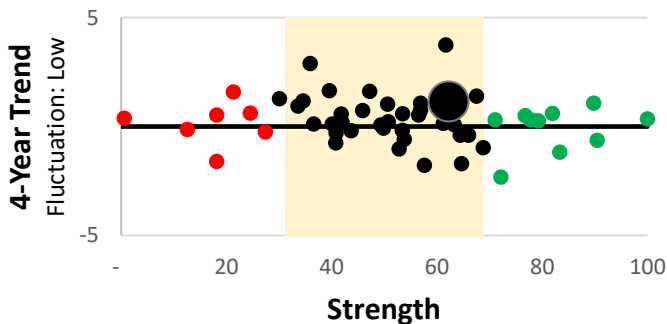
POLITICAL RISK		RANK	STRENGTH	FRAGILE STATES INDEX		RANK	STRENGTH
Weight	1.0	16.0	58.4	Weight	0.9	28.0	33.8



REGULATORY QUALITY		RANK	STRENGTH	CORRUPTION		RANK	STRENGTH
Weight	0.9	31.0	45.4	Weight	0.8	22.0	38.9



RULE OF LAW		RANK	STRENGTH	HUMAN DEVELOPMENT		RANK	STRENGTH
Weight	0.8	18.0	62.2	Weight	0.7	18.0	83.3



### CONTACT

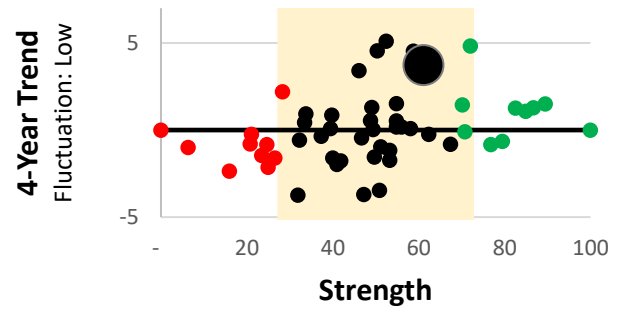
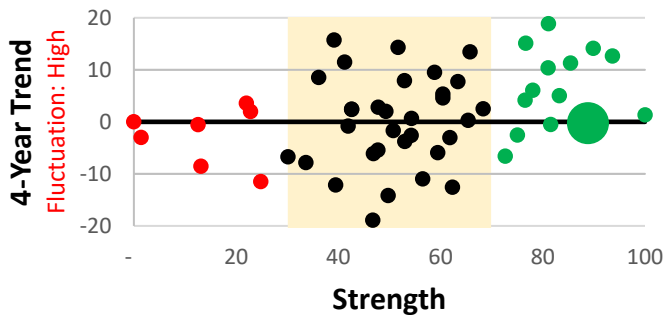
Matthew McLean | President, Endsight Consulting | [matthew@endsightconsulting.com](mailto:matthew@endsightconsulting.com)

# Egypt

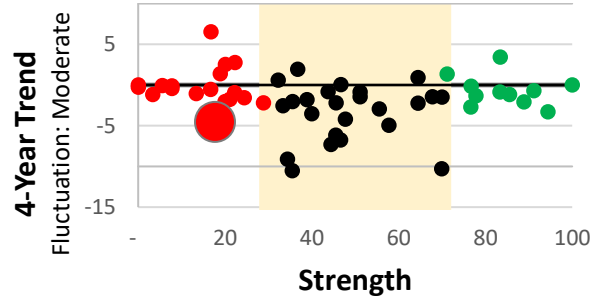
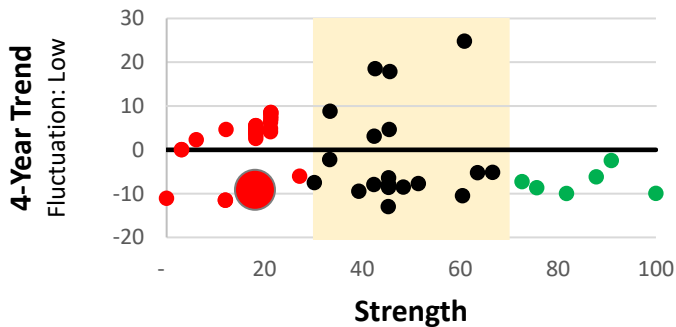
## GOVERNANCE

Page 2 of 2

NATIONAL STAT. QUALITY			GOV. EFFECTIVENESS		
Weight	RANK	STRENGTH	Weight	RANK	STRENGTH
0.8	4.0	88.9	0.7	13.0	61.2



Openness & Operation			PERSONAL FREEDOMS		
Weight	RANK	STRENGTH	Weight	RANK	STRENGTH
0.7	46.0	18.1	0.6	44.0	17.7



Democracy Index		
Weight	RANK	STRENGTH
0.6	43.0	25.7

