



RANK

45

1 - 54

STRENGTH

28

0 - 100

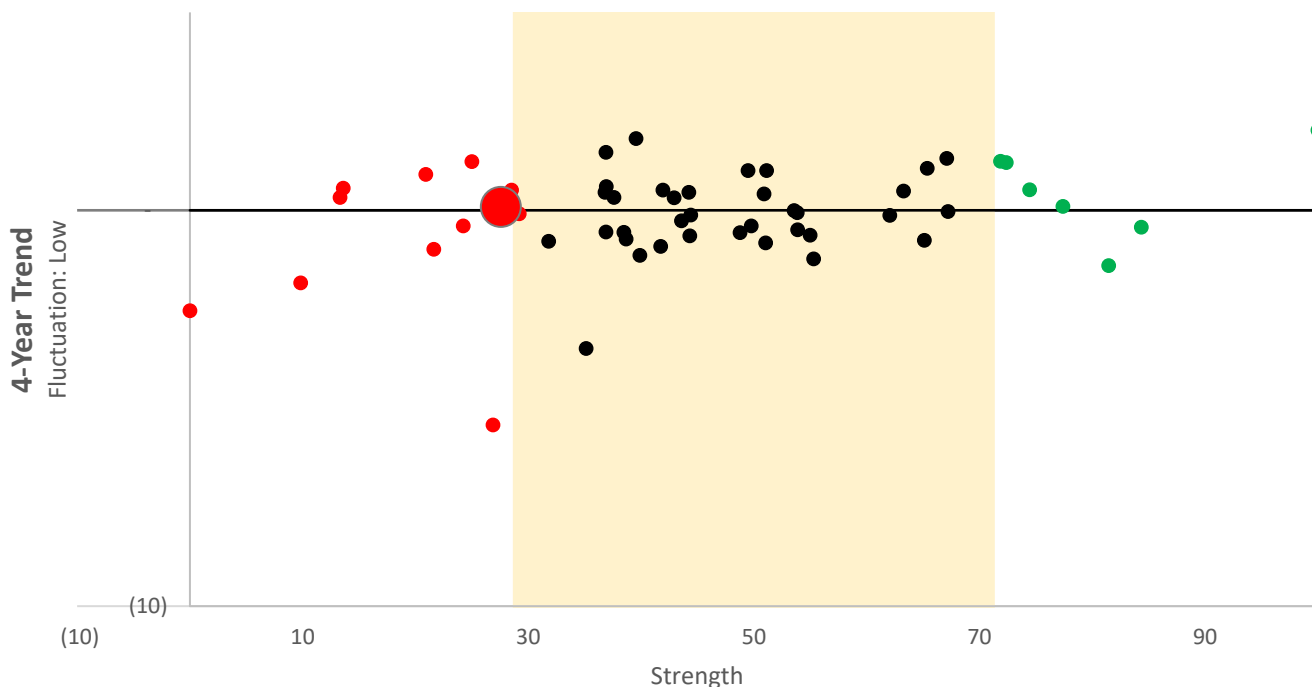
Equatorial Guinea

POPULATION (million): 0.9

GDP (billion): \$26.21

OVERALL

PERFORMANCE IN AFRICA



POINT OF CONTACT

Matthew McLean | President, Endsight Consulting | matthew@endsightconsulting.com



**ENDSIGHT
CONSULTING**

COUNTRY PERFORMANCE INDEX

CATEGORIES

Equatorial Guinea

BUSINESS CONDITIONS

RANK STRENGTH

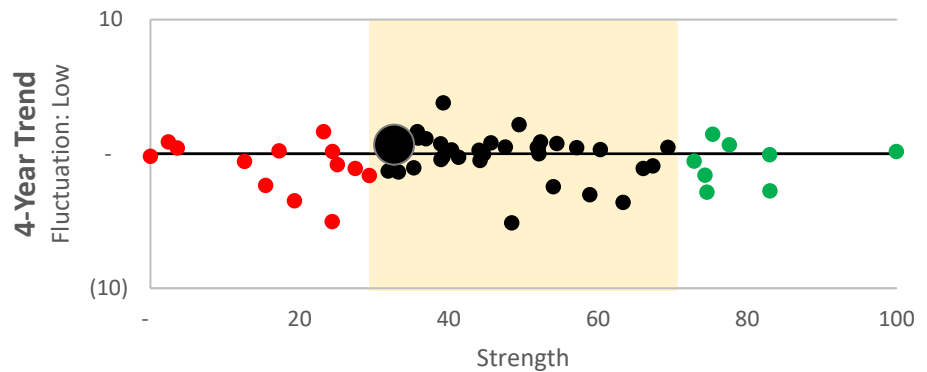
40

1 - 54

33

1 - 100

Weight 40%



FINANCIAL FACTORS

RANK STRENGTH

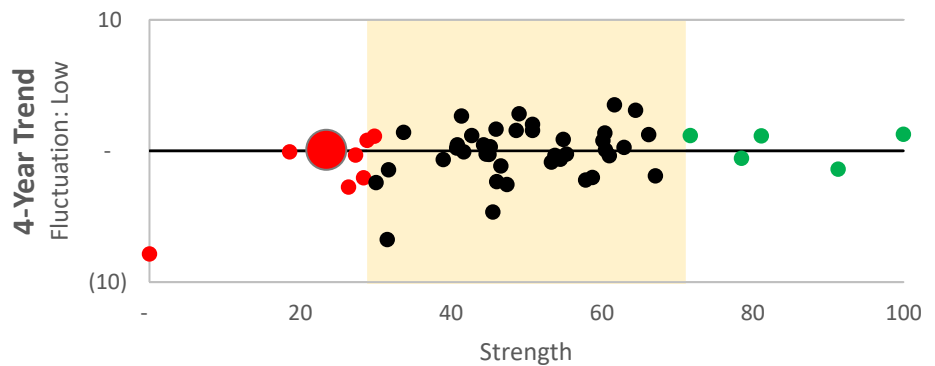
52

1 - 54

23

1 - 100

Weight 30%



GOVERNANCE

RANK STRENGTH

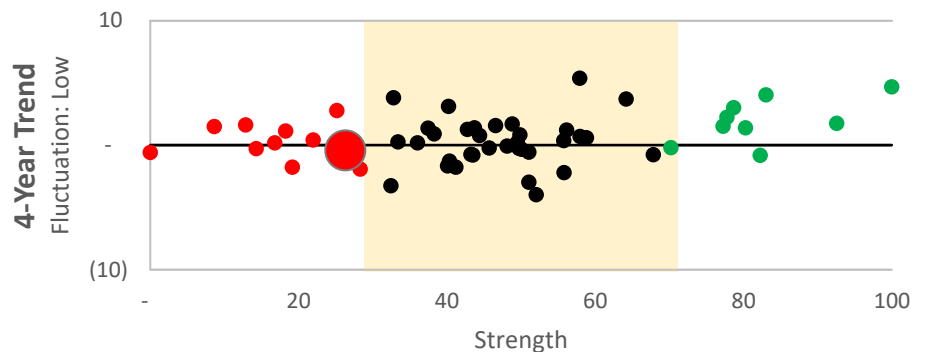
45

1 - 54

26

1 - 100

Weight 30%





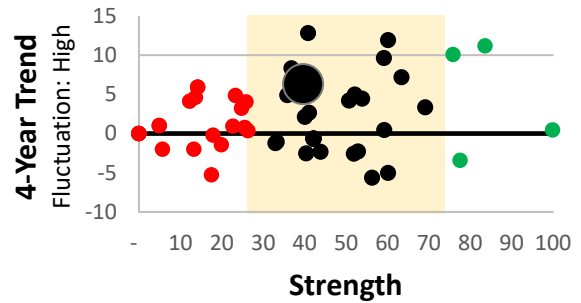
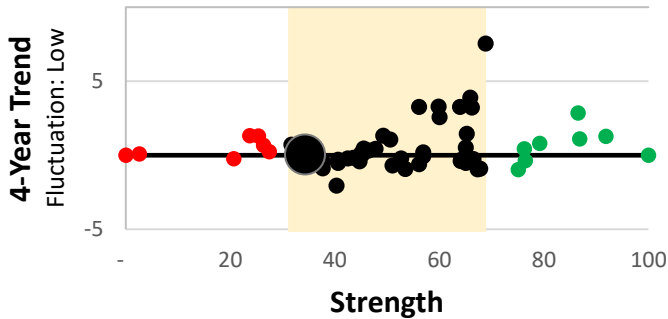
COUNTRY PERFORMANCE INDEX

Equatorial Guinea

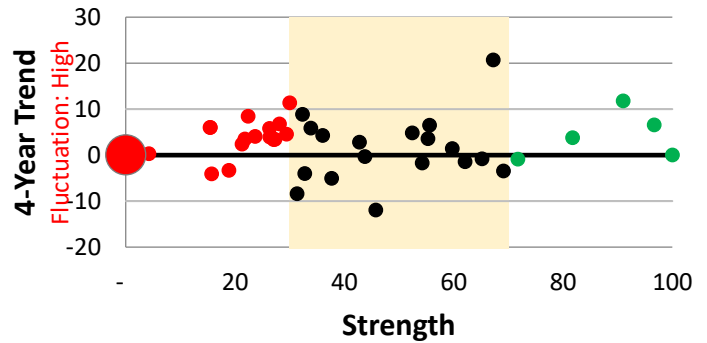
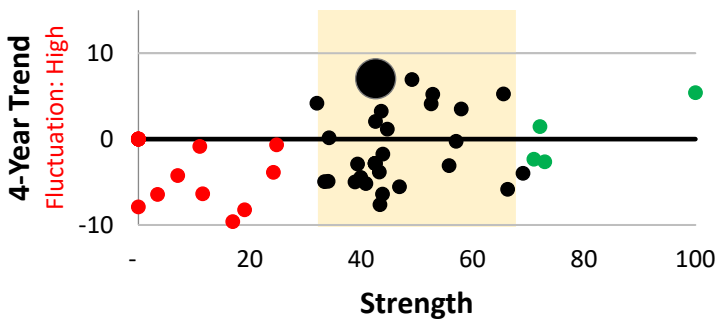
BUSINESS CONDITIONS

Page 1 of 2

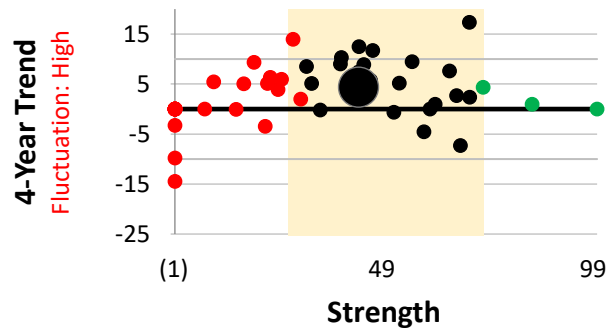
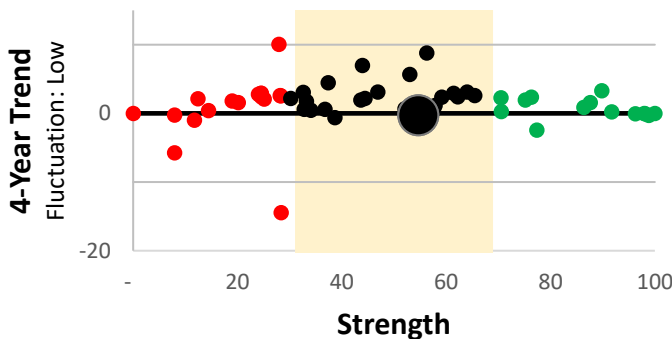
DOING BUSINESS		RANK	STRENGTH	e-Commerce		RANK	STRENGTH
Weight	1.0	46.0	34.3	Weight	0.9	28.0	42.6



QUALITY OF LABOR		RANK	STRENGTH	TRANSPORTATION		RANK	STRENGTH
Weight	0.9	22.0	42.6	Weight	0.8	41.0	0.0



POWER & WATER		RANK	STRENGTH	ICT		RANK	STRENGTH
Weight	0.8	23.0	54.7	Weight	0.8	20.0	43.5





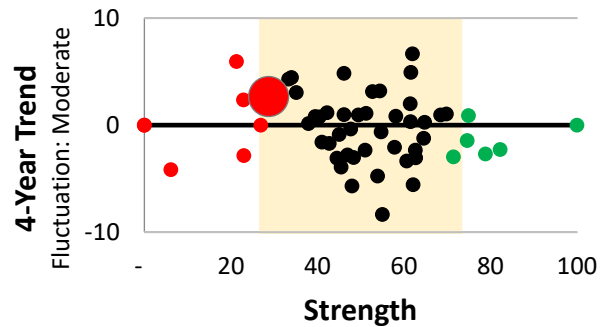
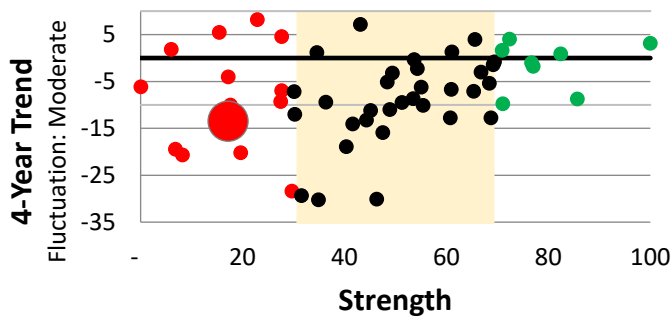
COUNTRY PERFORMANCE INDEX

Equatorial Guinea

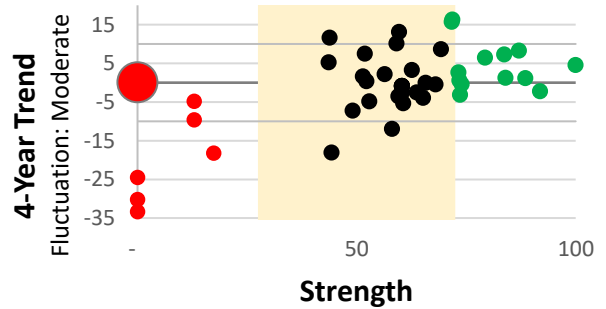
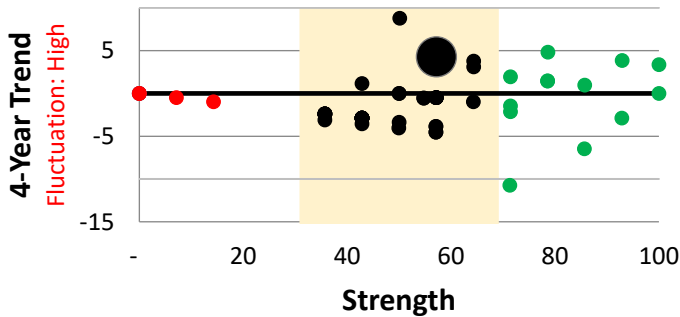
BUSINESS CONDITIONS

Page 2 of 2

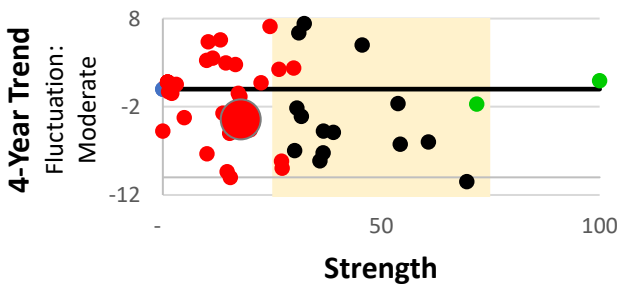
CUSTOMS & BORDER TRADE	RANK	STRENGTH	INVESTMENT CLIMATE	RANK	STRENGTH
Weight 0.7	48.0	17.2	Weight 0.7	47.0	28.7



BUSINESS RED TAPE	RANK	STRENGTH	SAFETY & SECURITY	RANK	STRENGTH
Weight 0.7	17.0	57.2	Weight 0.6	43.0	0.0



HOTEL & AIR TRAVEL	RANK	STRENGTH
Weight 0.6	26.0	17.9



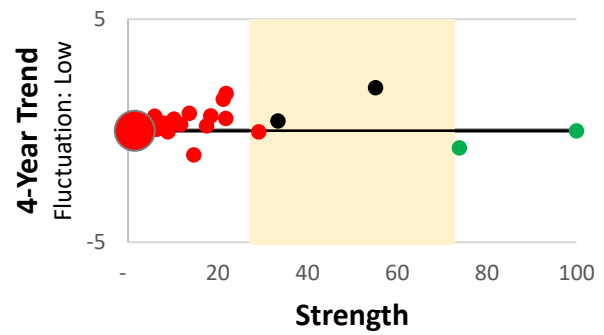
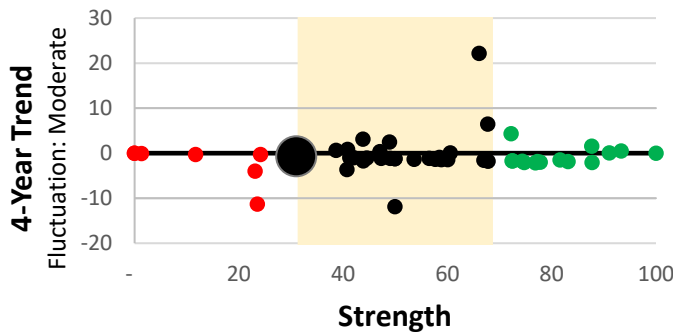


Equatorial Guinea

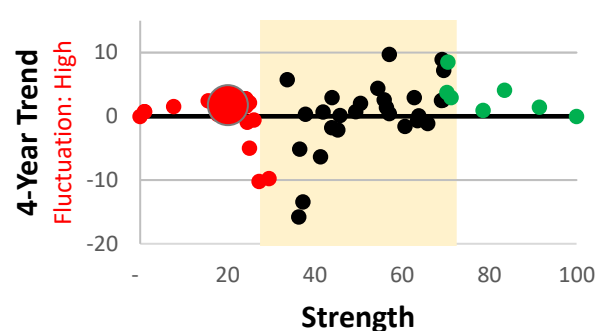
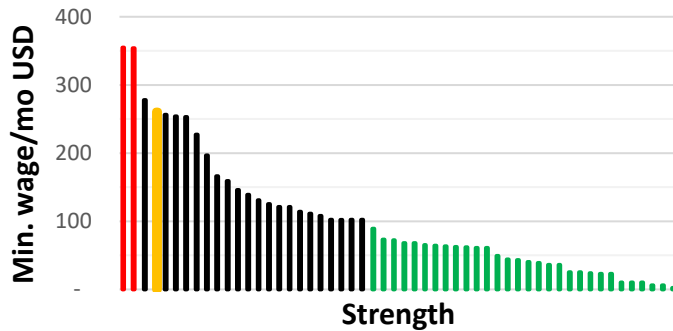
FINANCIAL FACTORS

Page 1 of 2

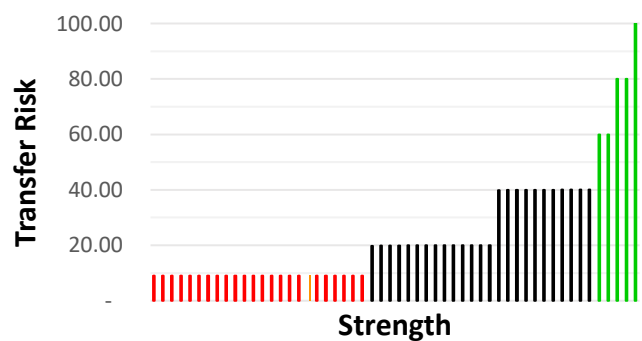
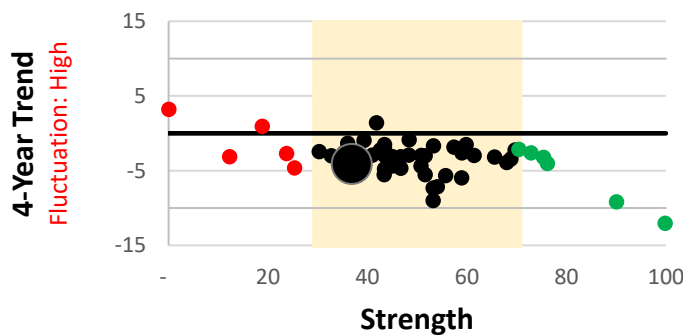
TAX BURDEN			MARKET SIZE		
Weight	RANK	STRENGTH	Weight	RANK	STRENGTH
1.0	46.0	31.0	0.9	41.0	1.5



COST OF LABOR			DOMESTIC BANKING		
Weight	RANK	STRENGTH	Weight	RANK	STRENGTH
0.6	51.0	26.6	0.8	48.0	20.1



GDP GROWTH			CURRENCY STRENGTH		
Weight	RANK	STRENGTH	Weight	RANK	STRENGTH
0.9	44.0	36.8	0.8	31.0	0.0



CONTACT

Matthew McLean | President, Endsight Consulting | matthew@endsightconsulting.com

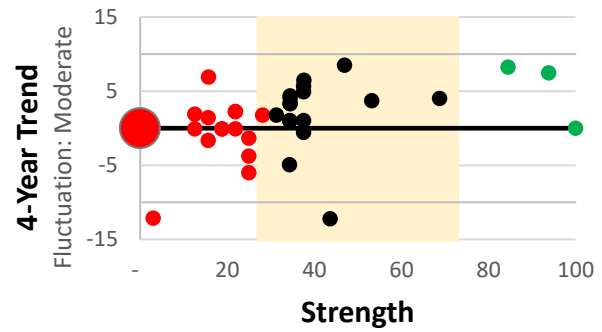
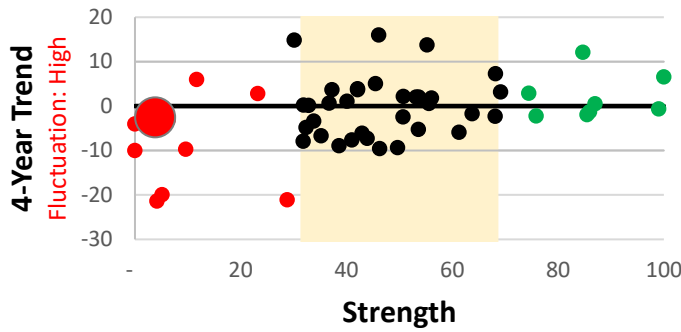


Equatorial Guinea

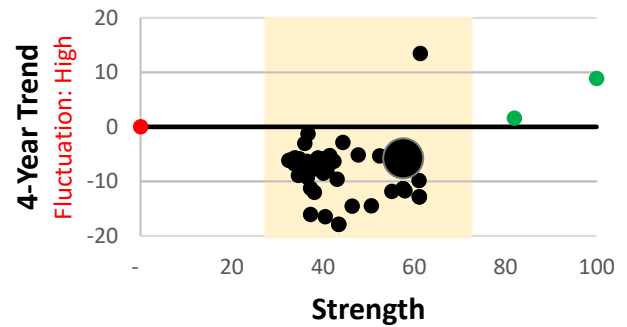
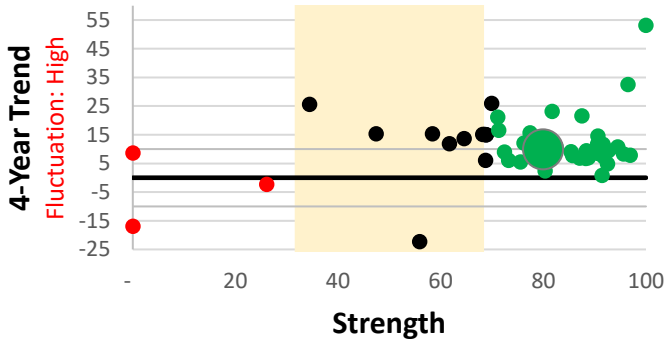
FINANCIAL FACTORS

Page 2 of 2

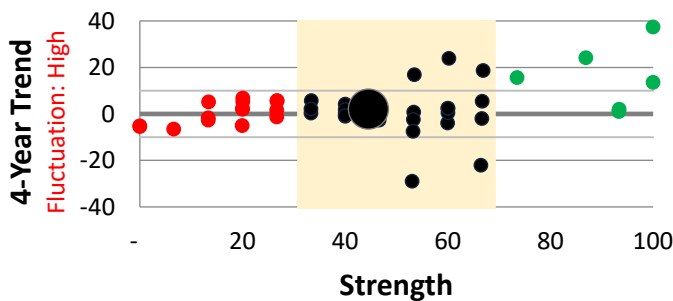
TRADE POLICY			RANK	STRENGTH	CREDIT RATING			RANK	STRENGTH
Weight	0.8		49.0	3.8	Weight	0.7	36.0	0.0	



NATIONAL DEBT			RANK	STRENGTH	FDI			RANK	STRENGTH
Weight	0.7		32.0	80.0	Weight	0.7	8.0	57.6	



PUBLIC PROCUREMENT			RANK	STRENGTH
Weight	0.6		28.0	44.6



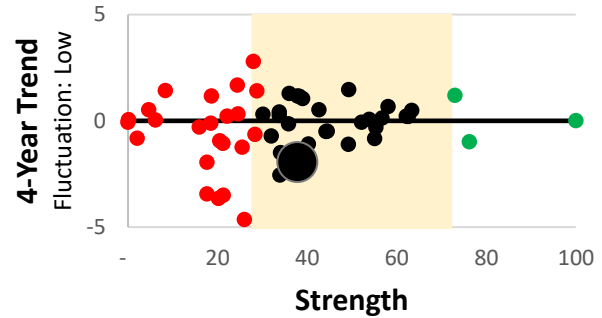
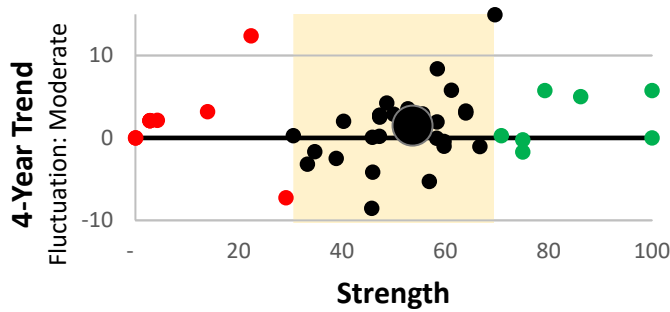


Equatorial Guinea

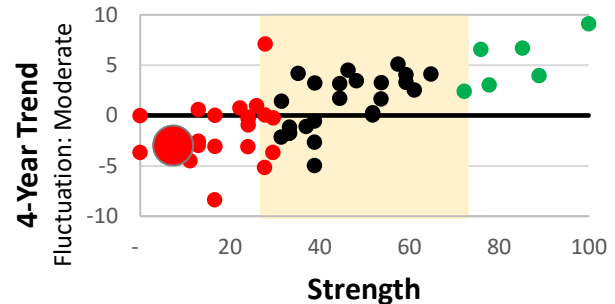
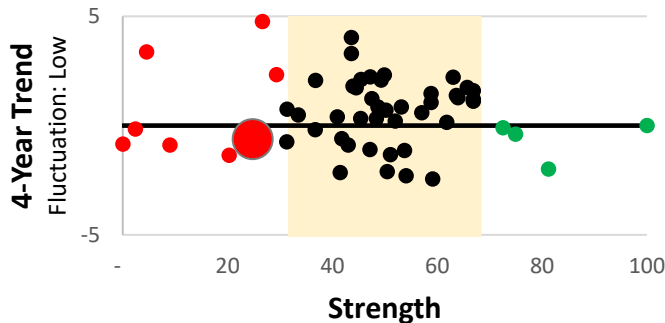
GOVERNANCE

Page 1 of 2

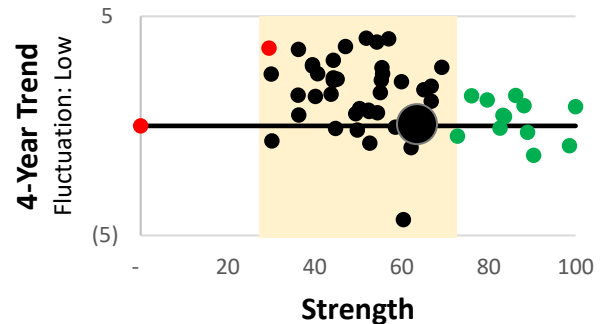
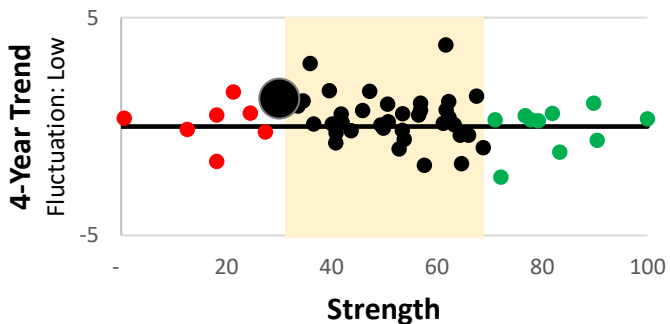
POLITICAL RISK	RANK	STRENGTH	FRAGILE STATES INDEX	RANK	STRENGTH
Weight 1.0	21.0	53.7	Weight 0.9	22.0	37.8



REGULATORY QUALITY	RANK	STRENGTH	CORRUPTION	RANK	STRENGTH
Weight 0.9	49.0	24.8	Weight 0.8	52.0	7.4



RULE OF LAW	RANK	STRENGTH	HUMAN DEVELOPMENT	RANK	STRENGTH
Weight 0.8	47.0	30.0	Weight 0.7	47.0	63.5



CONTACT

Matthew McLean | President, Endsight Consulting | matthew@endsightconsulting.com

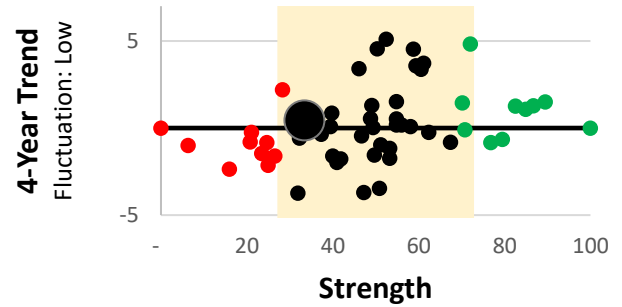
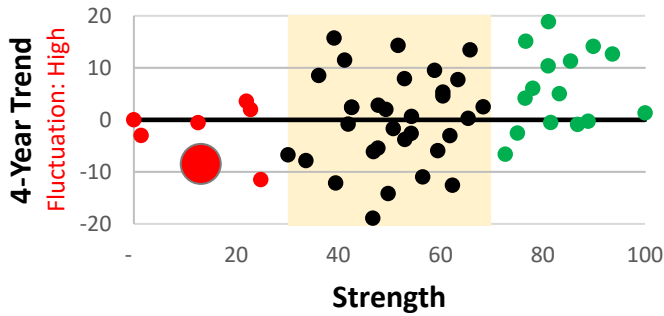


Equatorial Guinea

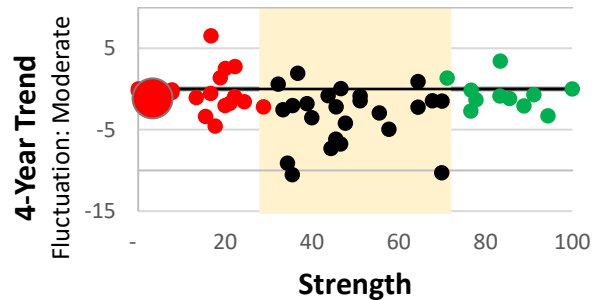
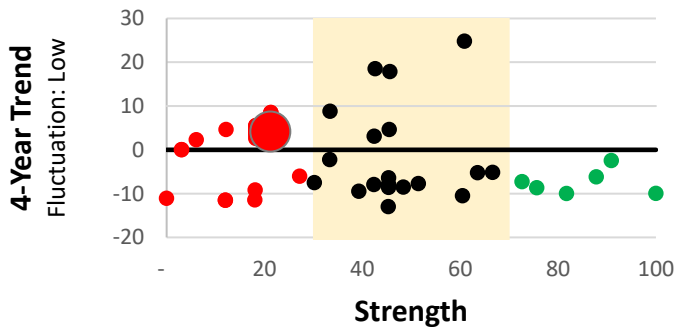
GOVERNANCE

Page 2 of 2

NATIONAL STAT. QUALITY			GOV. EFFECTIVENESS		
Weight	RANK	STRENGTH	Weight	RANK	STRENGTH
0.8	51.0	13.1	0.7	42.0	33.4



Openness & Operation			PERSONAL FREEDOMS		
Weight	RANK	STRENGTH	Weight	RANK	STRENGTH
0.7	35.0	21.3	0.6	52.0	3.3



Democracy Index		
Weight	RANK	STRENGTH
0.6	51.0	11.3

