



RANK

46

1 - 54

STRENGTH

27

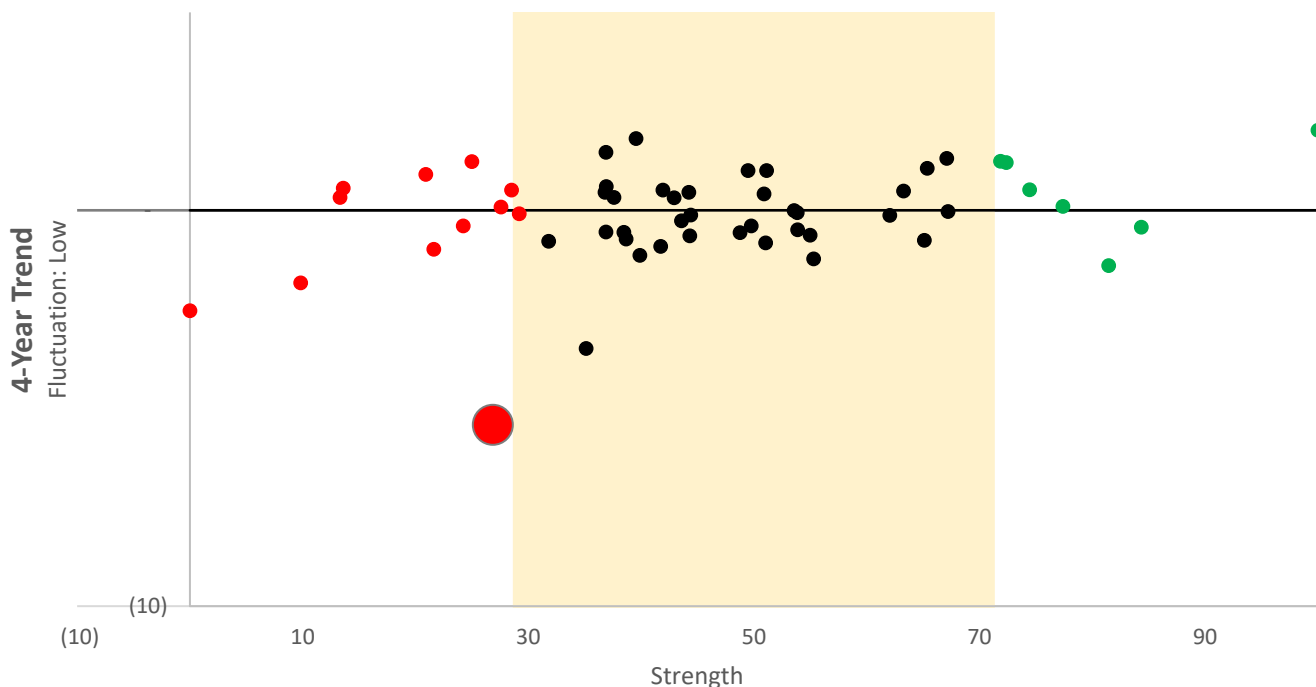
0 - 100

Libya

POPULATION (million): 7.0

GDP (billion): \$107.10

OVERALL PERFORMANCE IN AFRICA



POINT OF CONTACT

Matthew McLean | President, Endsight Consulting | matthew@endsightconsulting.com



**ENDSIGHT
CONSULTING**

COUNTRY PERFORMANCE INDEX

Libya

CATEGORIES

BUSINESS CONDITIONS

RANK STRENGTH

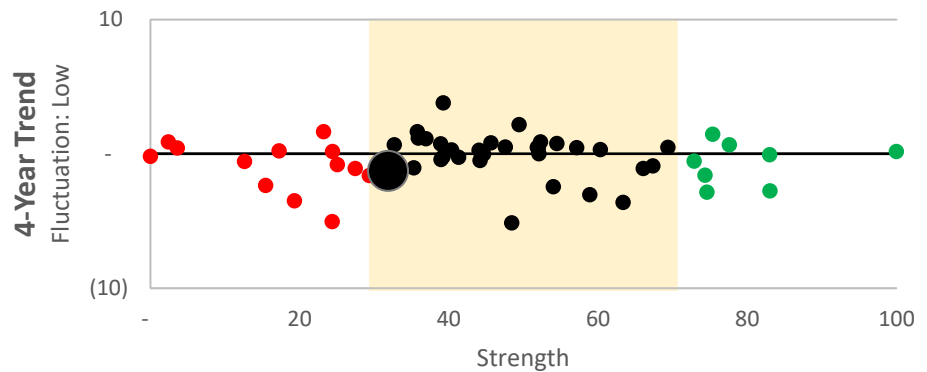
41

1 - 54

32

1 - 100

Weight 40%



FINANCIAL FACTORS

RANK STRENGTH

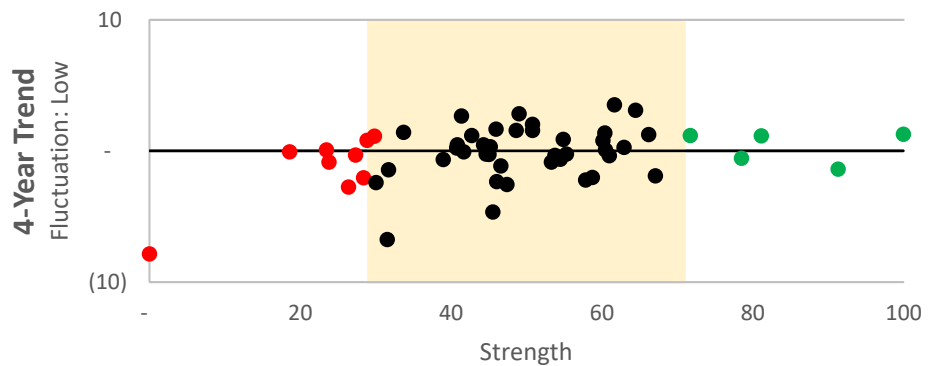
44

1 - 54

31

1 - 100

Weight 30%



GOVERNANCE

RANK STRENGTH

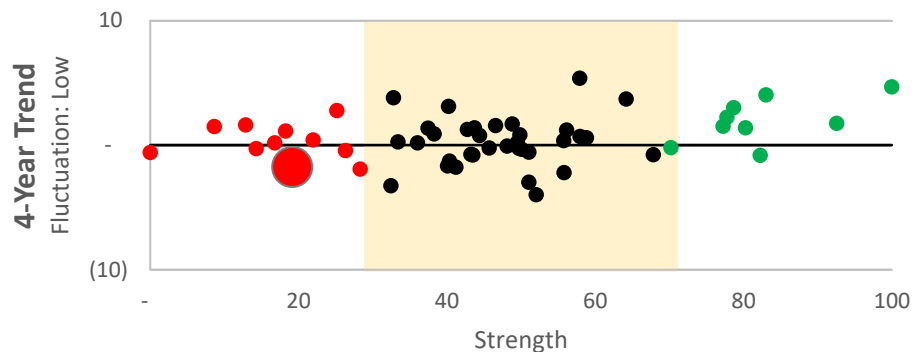
48

1 - 54

19

1 - 100

Weight 30%





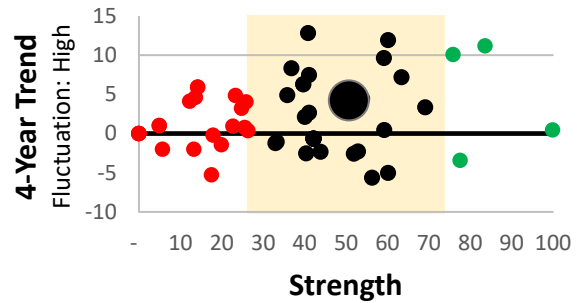
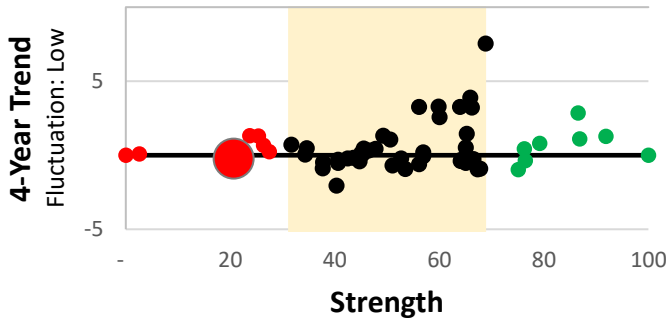
COUNTRY PERFORMANCE INDEX

Libya

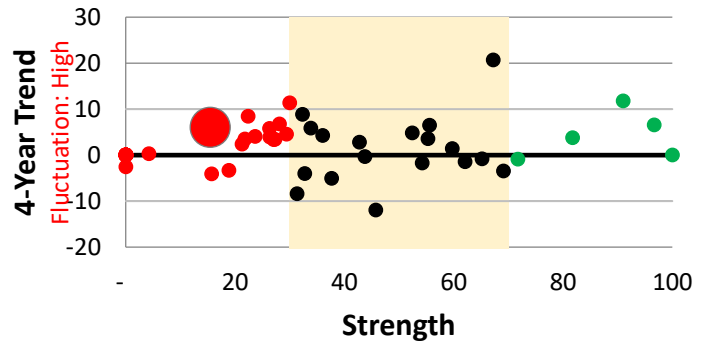
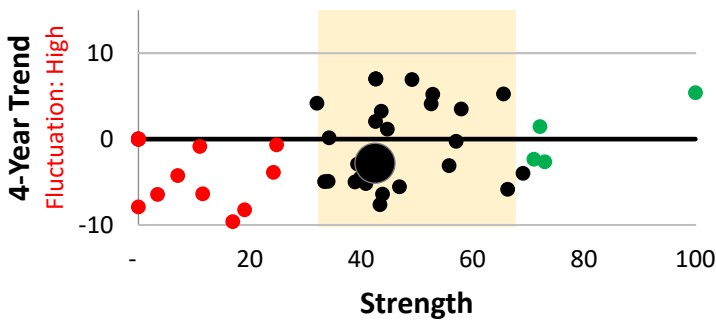
BUSINESS CONDITIONS

Page 1 of 2

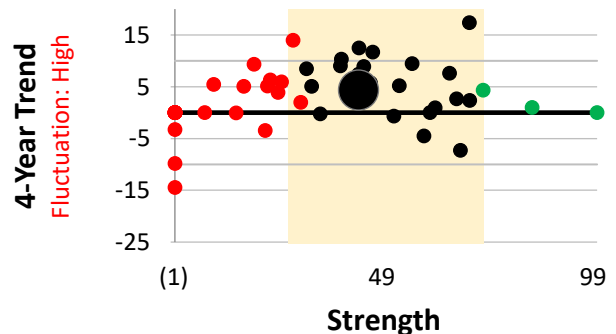
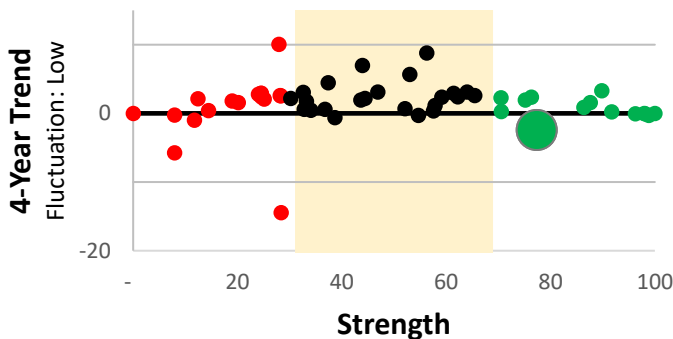
DOING BUSINESS		RANK	STRENGTH	e-Commerce		RANK	STRENGTH
Weight	1.0	52.0	20.6	Weight	0.9	16.0	42.5



QUALITY OF LABOR		RANK	STRENGTH	TRANSPORTATION		RANK	STRENGTH
Weight	0.9	26.0	42.5	Weight	0.8	37.0	15.5



POWER & WATER		RANK	STRENGTH	ICT		RANK	STRENGTH
Weight	0.8	10.0	77.4	Weight	0.8	20.0	43.5





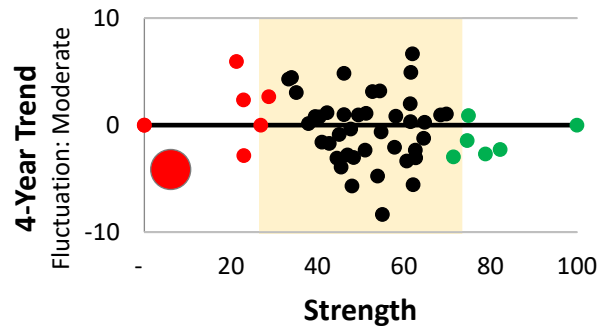
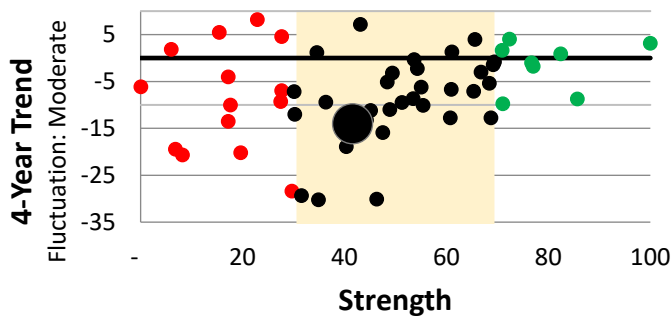
COUNTRY PERFORMANCE INDEX

Libya

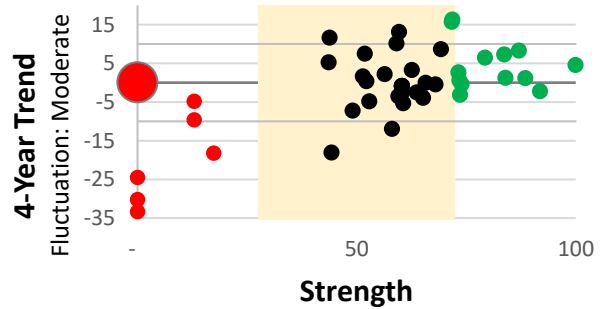
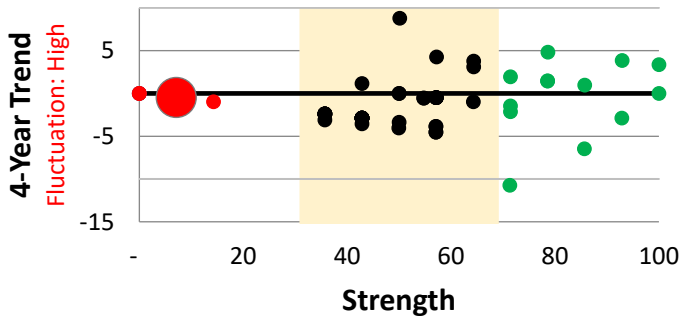
BUSINESS CONDITIONS

Page 2 of 2

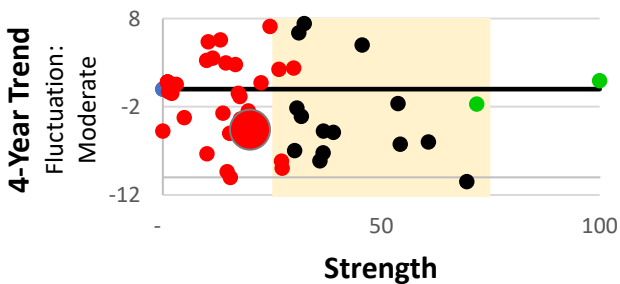
CUSTOMS & BORDER TRADE	RANK	STRENGTH	INVESTMENT CLIMATE	RANK	STRENGTH
Weight 0.7	33.0	41.6	Weight 0.7	52.0	6.1



BUSINESS RED TAPE	RANK	STRENGTH	SAFETY & SECURITY	RANK	STRENGTH
Weight 0.7	52.0	7.1	Weight 0.6	43.0	0.0



HOTEL & AIR TRAVEL	RANK	STRENGTH
Weight 0.6	23.0	20.0

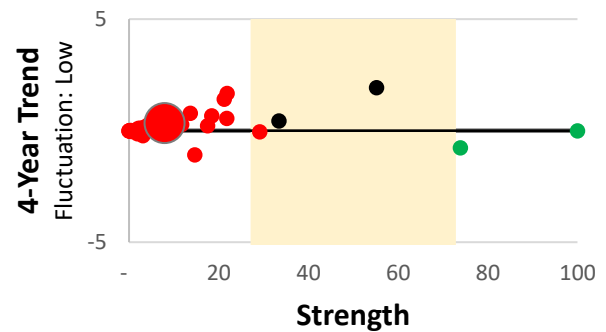
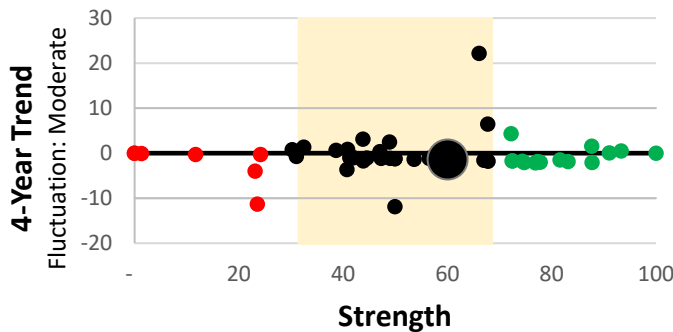


Libya

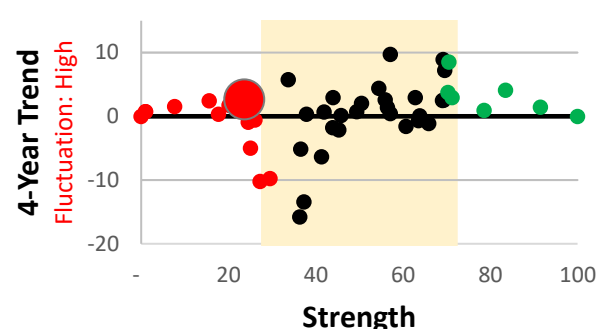
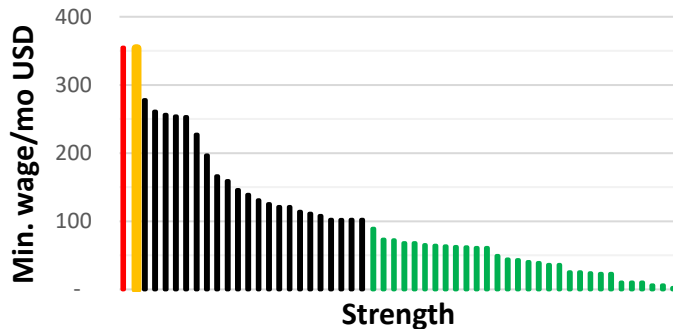
FINANCIAL FACTORS

Page 1 of 2

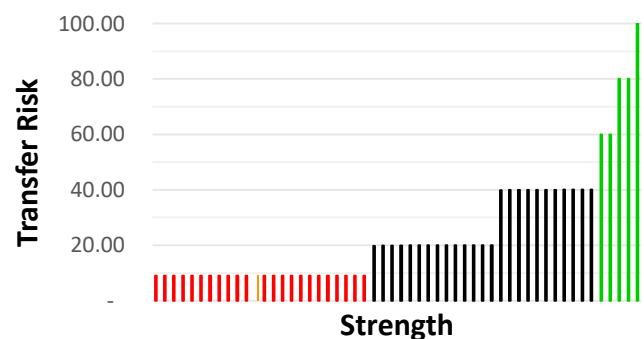
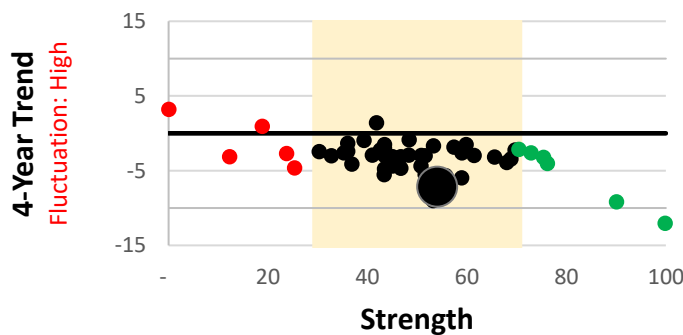
TAX BURDEN			MARKET SIZE		
Weight	RANK	STRENGTH	Weight	RANK	STRENGTH
1.0	21.0	60.0	0.9	17.0	8.0



COST OF LABOR			DOMESTIC BANKING		
Weight	RANK	STRENGTH	Weight	RANK	STRENGTH
0.6	53.0	0.3	0.8	45.0	23.6



GDP GROWTH			CURRENCY STRENGTH		
Weight	RANK	STRENGTH	Weight	RANK	STRENGTH
0.9	17.0	54.0	0.8	31.0	0.0



CONTACT

Matthew McLean | President, Endsight Consulting | matthew@endsightconsulting.com

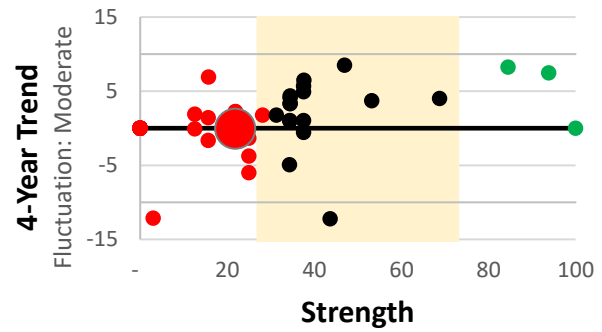
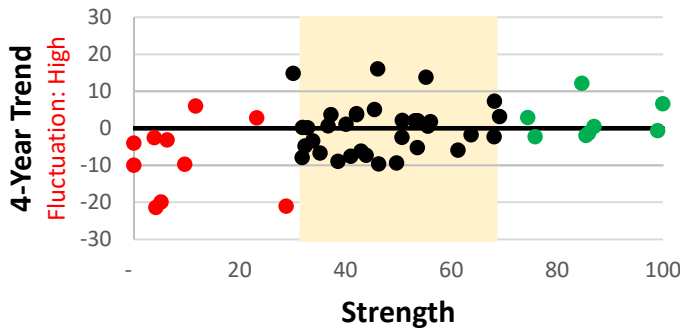


Libya

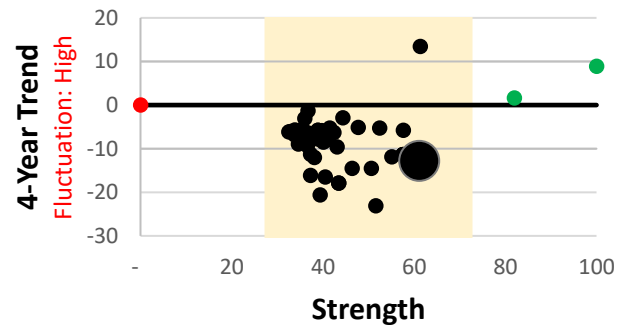
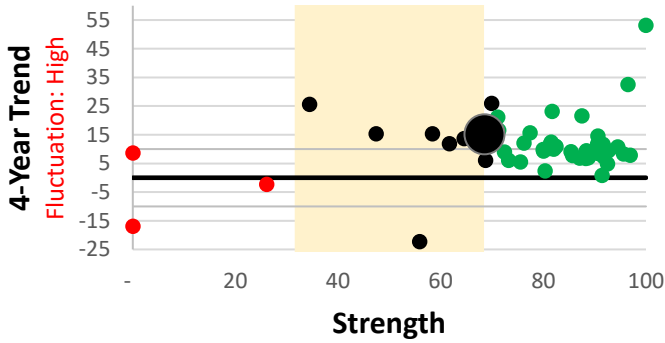
FINANCIAL FACTORS

Page 2 of 2

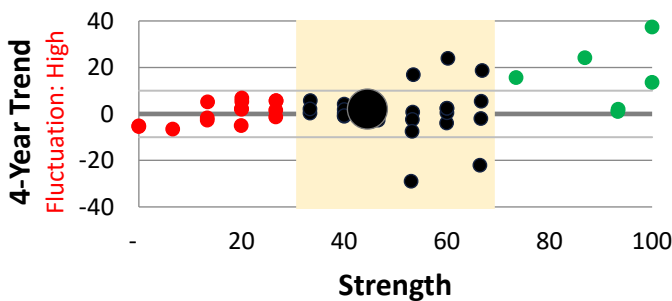
TRADE POLICY			RANK	STRENGTH	CREDIT RATING			RANK	STRENGTH
Weight	0.8		50.0	0.0	Weight	0.7	27.0	21.9	



NATIONAL DEBT			RANK	STRENGTH	FDI			RANK	STRENGTH
Weight	0.7		44.0	68.5	Weight	0.7	4.0	61.1	



PUBLIC PROCUREMENT			RANK	STRENGTH
Weight	0.6		28.0	44.6



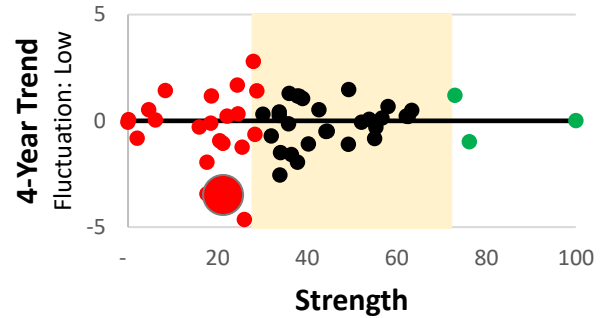
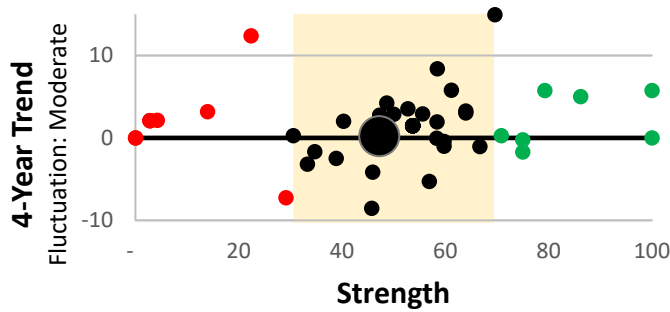


Libya

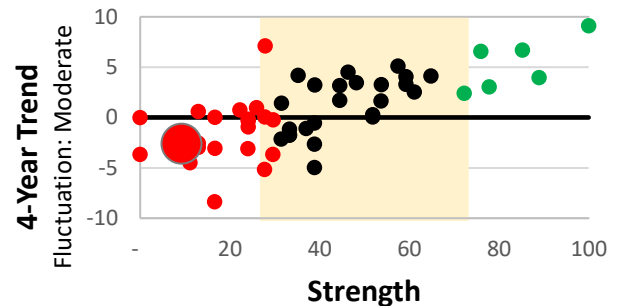
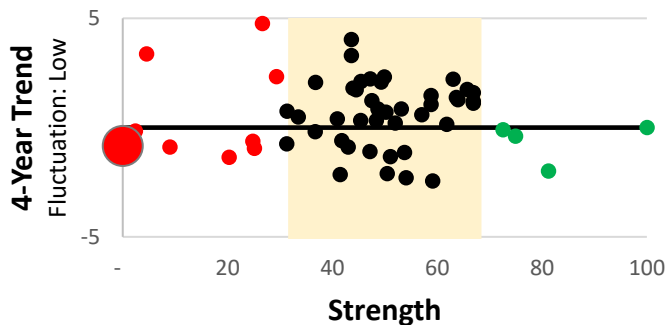
GOVERNANCE

Page 1 of 2

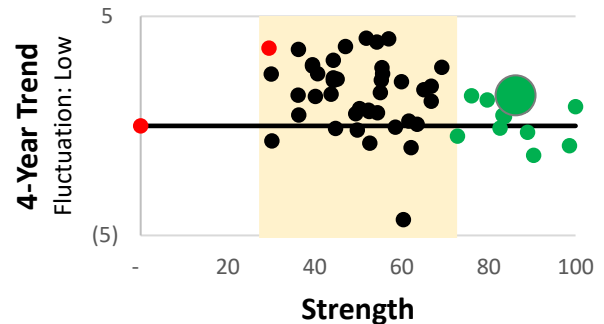
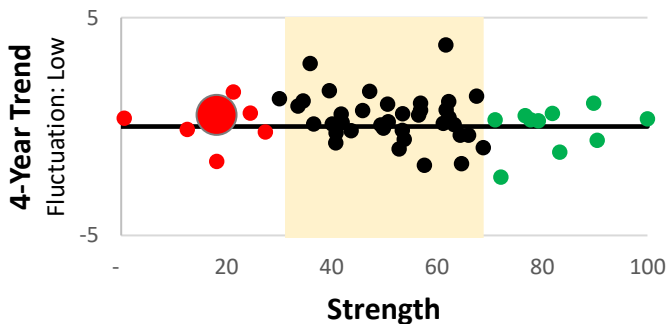
POLITICAL RISK	RANK	STRENGTH	FRAGILE STATES INDEX	RANK	STRENGTH
Weight 1.0	37.0	47.2	Weight 0.9	40.0	21.3



REGULATORY QUALITY	RANK	STRENGTH	CORRUPTION	RANK	STRENGTH
Weight 0.9	54.0	0.0	Weight 0.8	50.0	9.2



RULE OF LAW	RANK	STRENGTH	HUMAN DEVELOPMENT	RANK	STRENGTH
Weight 0.8	52.0	18.1	Weight 0.7	52.0	86.3



CONTACT

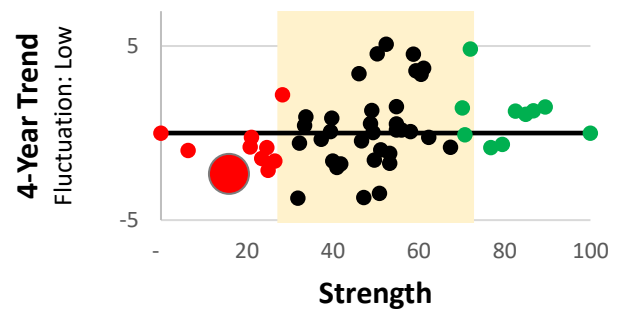
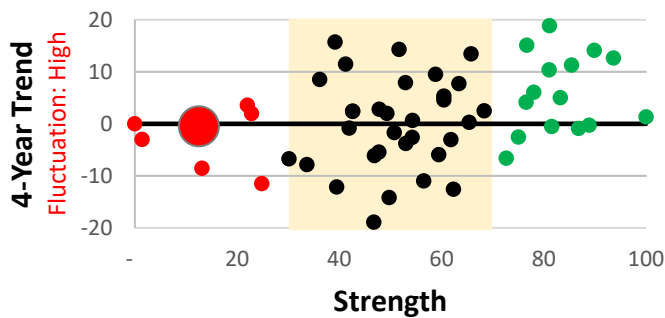
Matthew McLean | President, Endsight Consulting | matthew@endsightconsulting.com

Libya

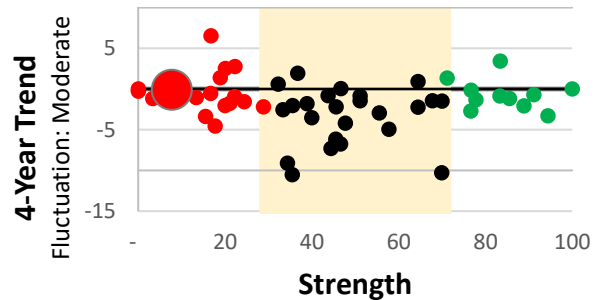
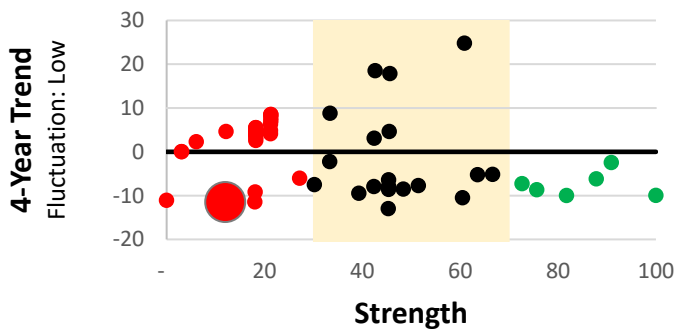
GOVERNANCE

Page 2 of 2

NATIONAL STAT. QUALITY	RANK	STRENGTH	GOV. EFFECTIVENESS	RANK	STRENGTH
Weight 0.8	52.0	12.6	Weight 0.7	52.0	15.9



Openness & Operation	RANK	STRENGTH	PERSONAL FREEDOMS	RANK	STRENGTH
Weight 0.7	49.0	12.0	Weight 0.6	49.0	7.8



Democracy Index	RANK	STRENGTH
Weight 0.6	50.0	11.7

