



RANK

36

1 - 54

STRENGTH

38

0 - 100

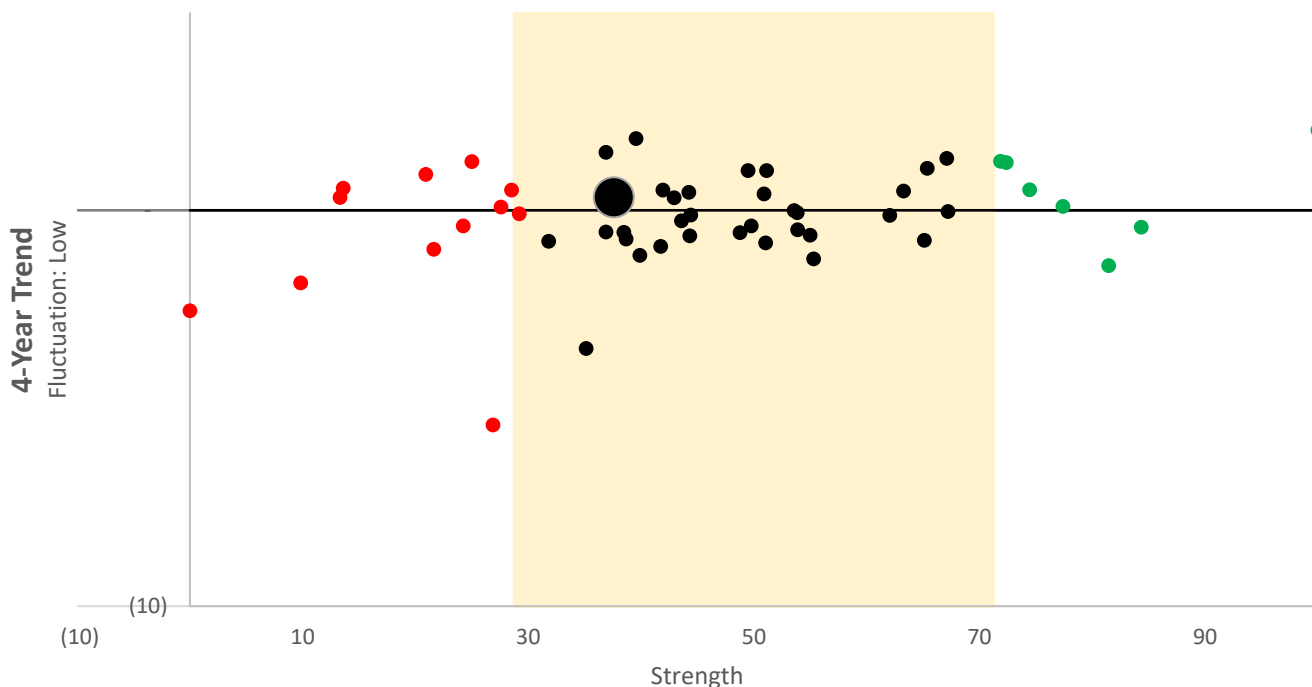
Zimbabwe

POPULATION (million): 14.8

GDP (billion): \$43.26

OVERALL

PERFORMANCE IN AFRICA



POINT OF CONTACT

Matthew McLean | President, Endsight Consulting | matthew@endsightconsulting.com



**ENDSIGHT
CONSULTING**

COUNTRY PERFORMANCE INDEX

CATEGORIES

Zimbabwe

BUSINESS CONDITIONS

RANK STRENGTH

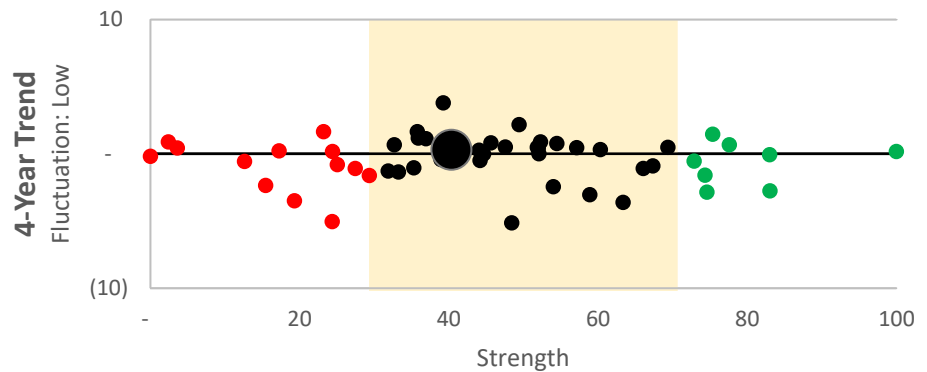
30

1 - 54

40

1 - 100

Weight 40%



FINANCIAL FACTORS

RANK STRENGTH

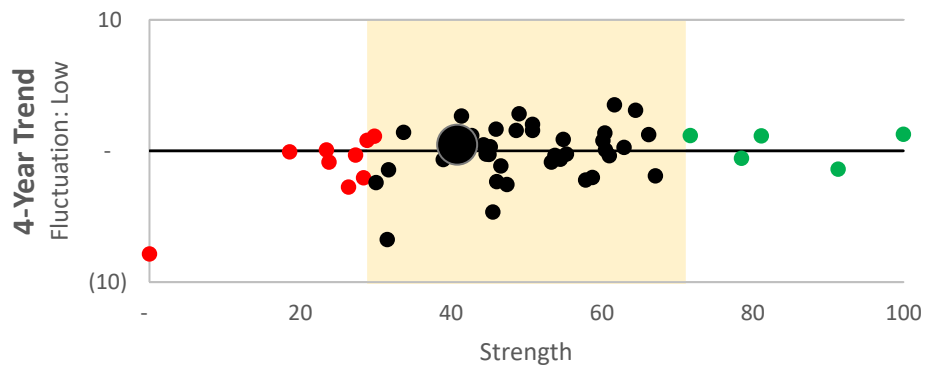
38

1 - 54

41

1 - 100

Weight 30%



GOVERNANCE

RANK STRENGTH

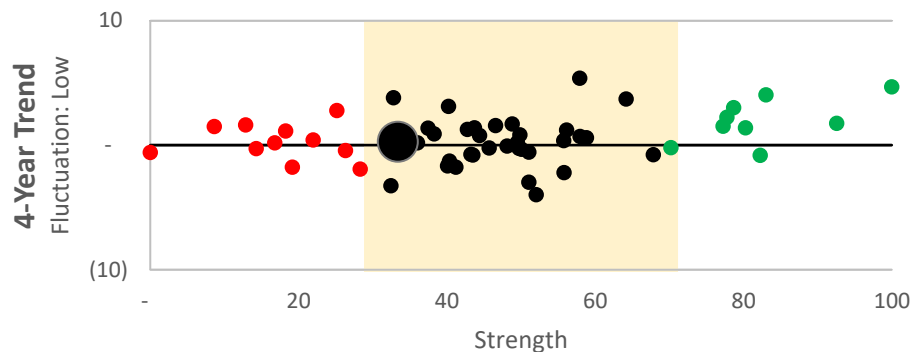
41

1 - 54

33

1 - 100

Weight 30%



CONTACT



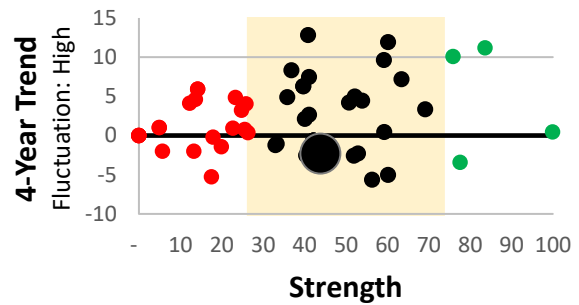
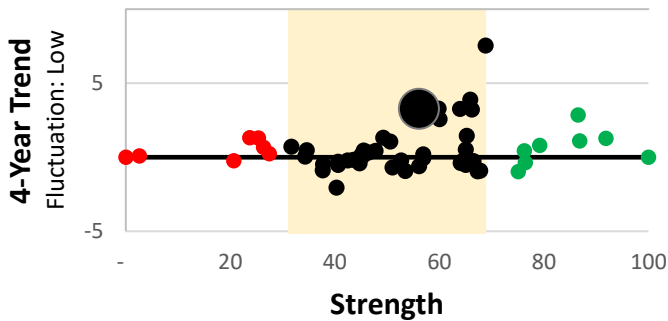
COUNTRY PERFORMANCE INDEX

Zimbabwe

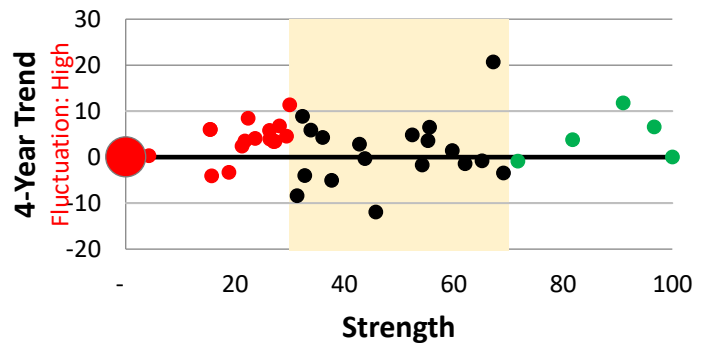
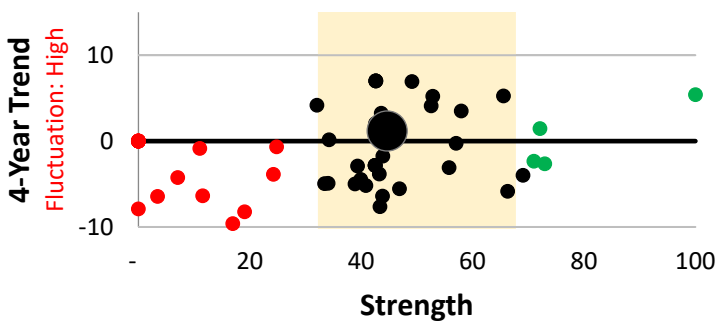
BUSINESS CONDITIONS

Page 1 of 2

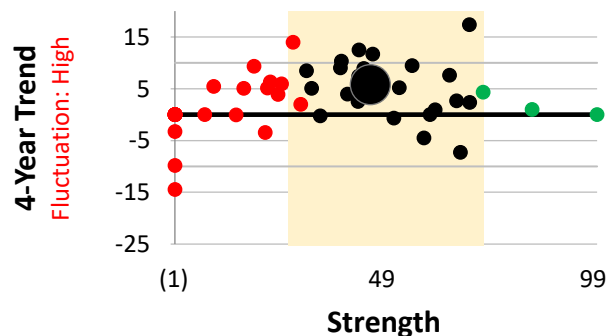
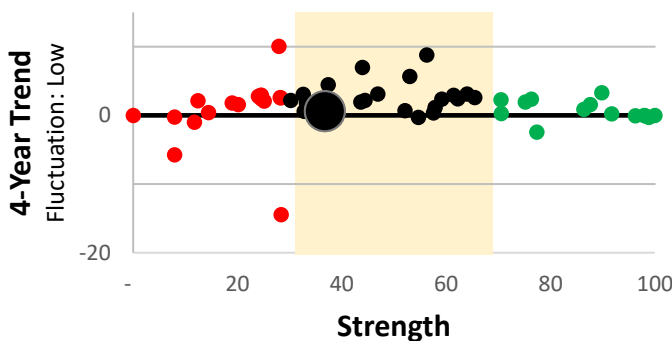
DOING BUSINESS			e-Commerce		
Weight	RANK	STRENGTH	Weight	RANK	STRENGTH
1.0	25.0	56.1	0.9	17.0	44.7



QUALITY OF LABOR			TRANSPORTATION		
Weight	RANK	STRENGTH	Weight	RANK	STRENGTH
0.9	16.0	44.7	0.8	41.0	0.0



POWER & WATER			ICT		
Weight	RANK	STRENGTH	Weight	RANK	STRENGTH
0.8	32.0	36.8	0.8	16.0	46.3





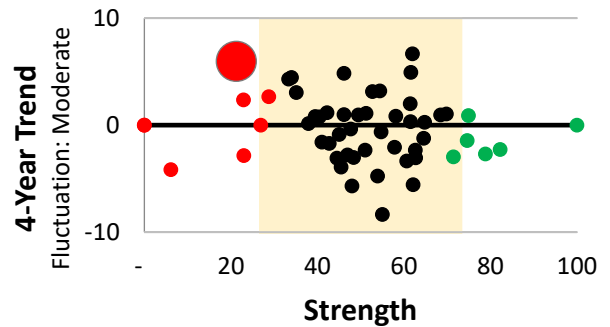
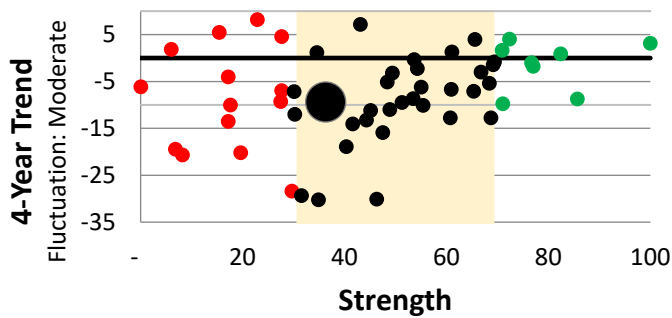
COUNTRY PERFORMANCE INDEX

Zimbabwe

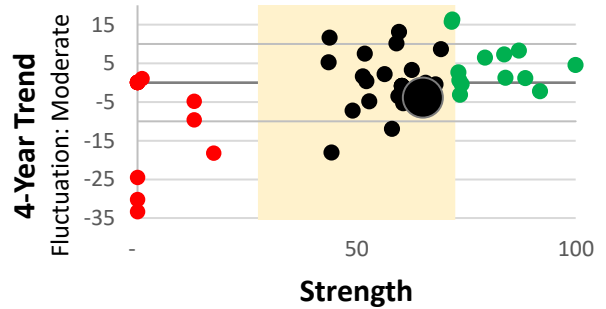
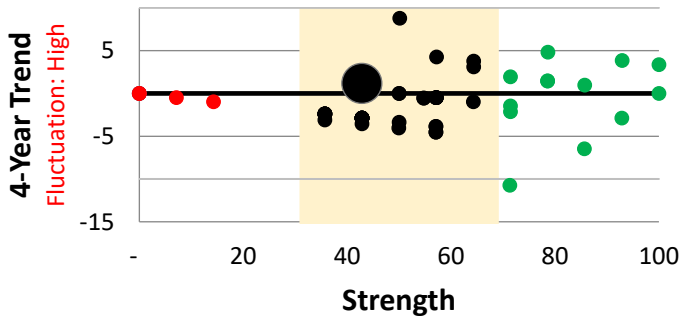
BUSINESS CONDITIONS

Page 2 of 2

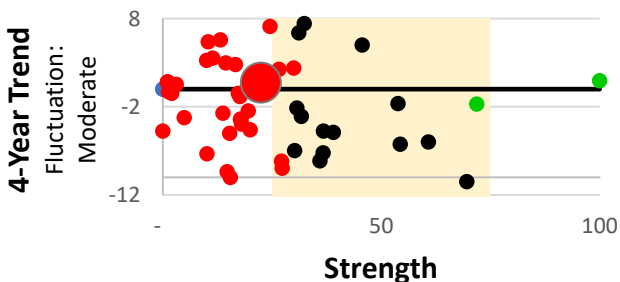
CUSTOMS & BORDER TRADE	RANK	STRENGTH	INVESTMENT CLIMATE	RANK	STRENGTH
Weight 0.7	35.0	36.3	Weight 0.7	51.0	21.3



BUSINESS RED TAPE	RANK	STRENGTH	SAFETY & SECURITY	RANK	STRENGTH
Weight 0.7	34.0	42.9	Weight 0.6	17.0	65.1



HOTEL & AIR TRAVEL	RANK	STRENGTH
Weight 0.6	22.0	22.5



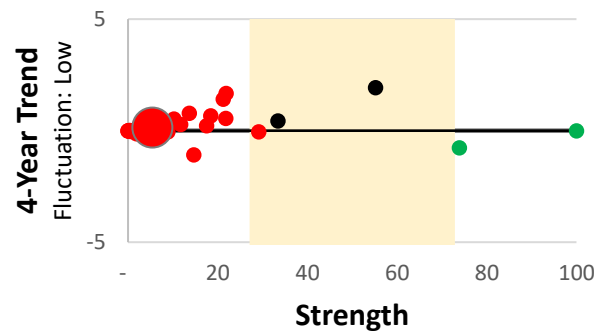
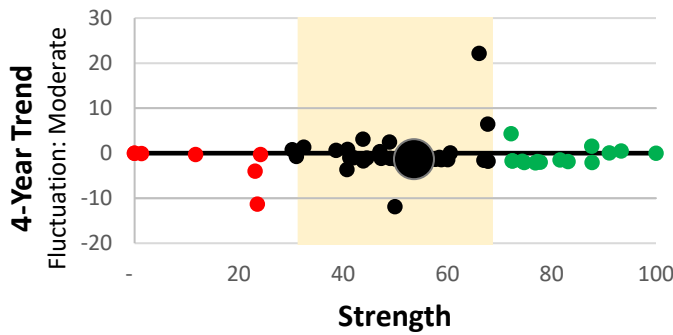


Zimbabwe

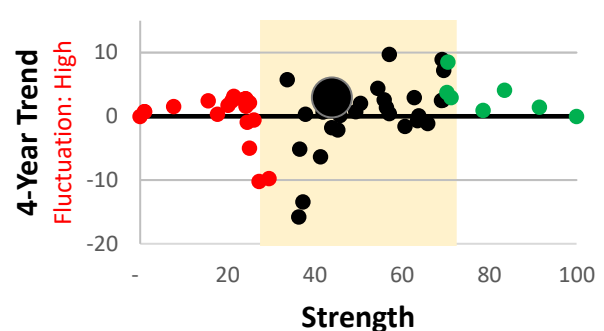
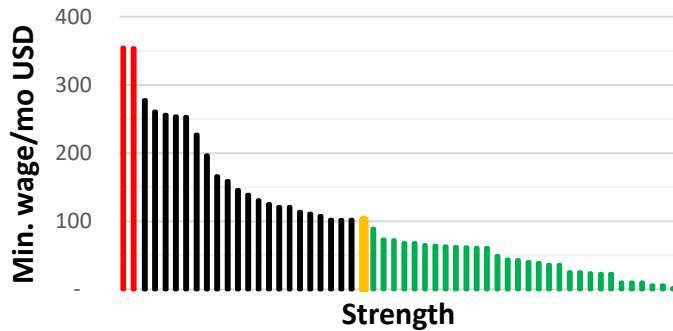
FINANCIAL FACTORS

Page 1 of 2

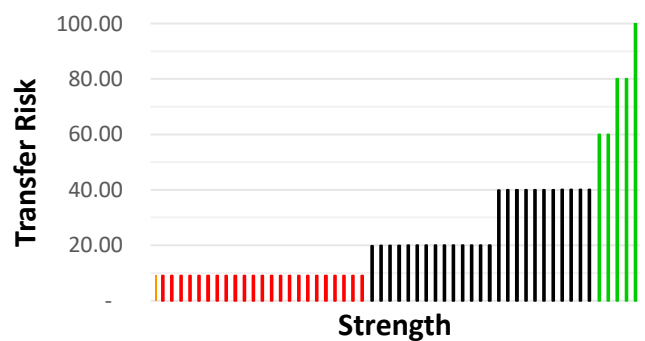
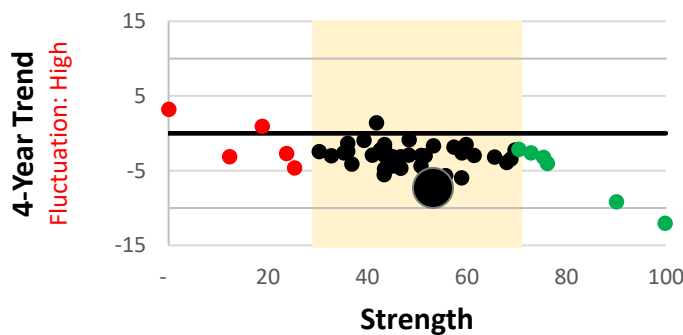
TAX BURDEN			MARKET SIZE		
Weight	RANK	STRENGTH	Weight	RANK	STRENGTH
1.0	28.0	53.6	0.9	23.0	5.4



COST OF LABOR			DOMESTIC BANKING		
Weight	RANK	STRENGTH	Weight	RANK	STRENGTH
0.6	31.0	71.7	0.8	26.0	44.0



GDP GROWTH			CURRENCY STRENGTH		
Weight	RANK	STRENGTH	Weight	RANK	STRENGTH
0.9	19.0	53.2	0.8	31.0	0.0



CONTACT

Matthew McLean | President, Endsight Consulting | matthew@endsightconsulting.com

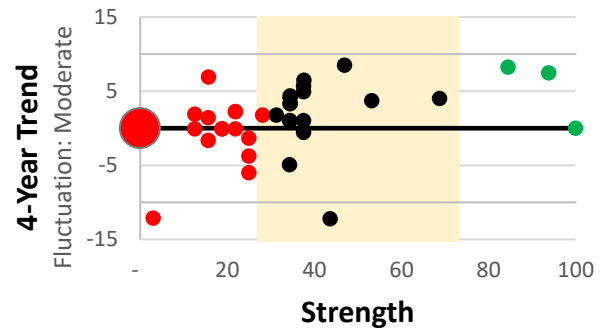
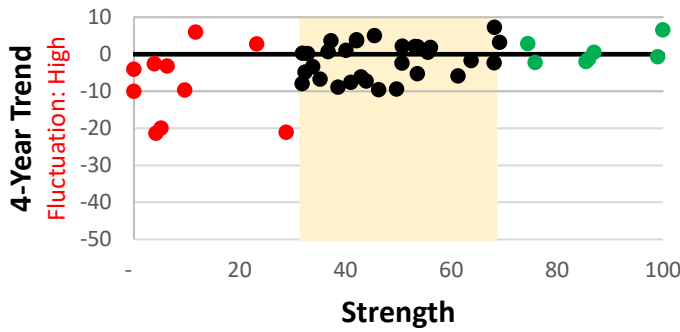


Zimbabwe

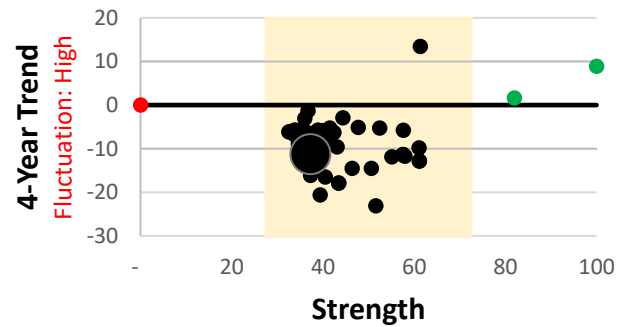
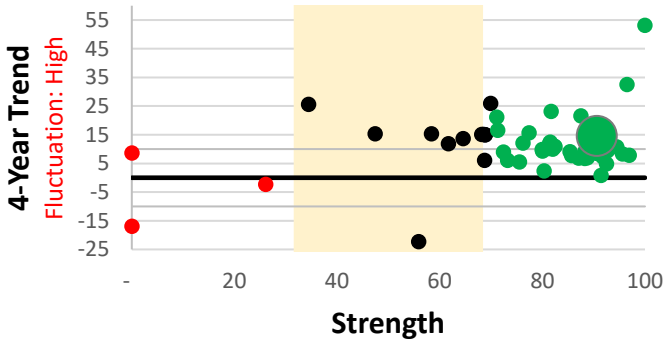
FINANCIAL FACTORS

Page 2 of 2

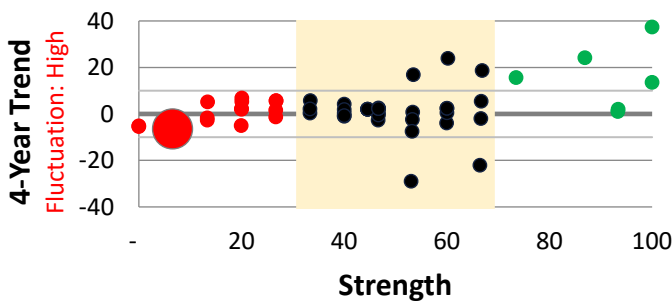
TRADE POLICY			CREDIT RATING		
Weight	RANK	STRENGTH	Weight	RANK	STRENGTH
0.8	16.0	55.2	0.7	36.0	0.0



NATIONAL DEBT			FDI		
Weight	RANK	STRENGTH	Weight	RANK	STRENGTH
0.7	11.0	90.6	0.7	39.0	37.2



PUBLIC PROCUREMENT		
Weight	RANK	STRENGTH
0.6	52.0	6.6



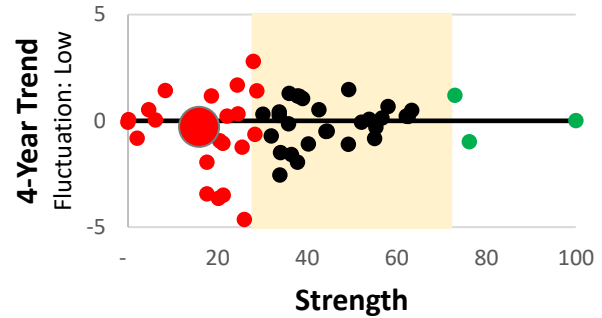
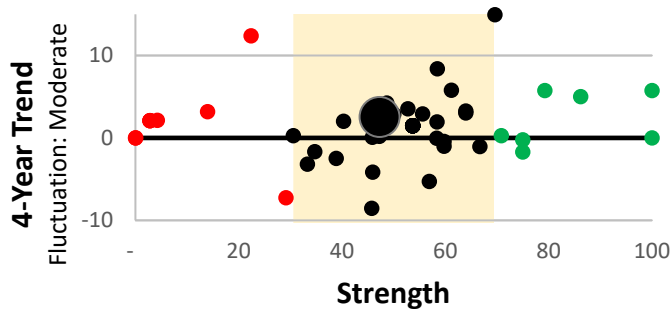


Zimbabwe

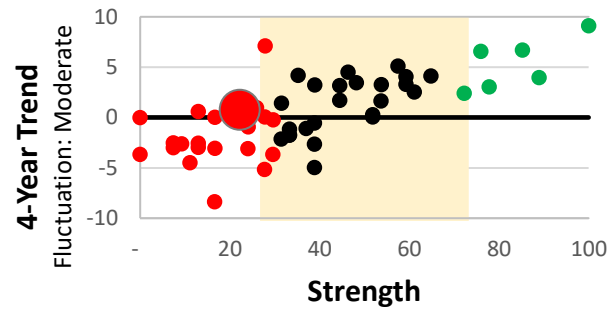
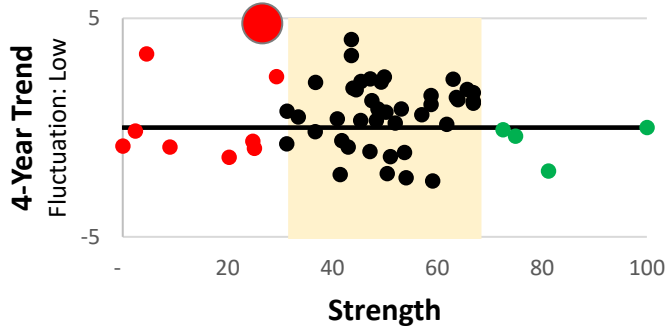
GOVERNANCE

Page 1 of 2

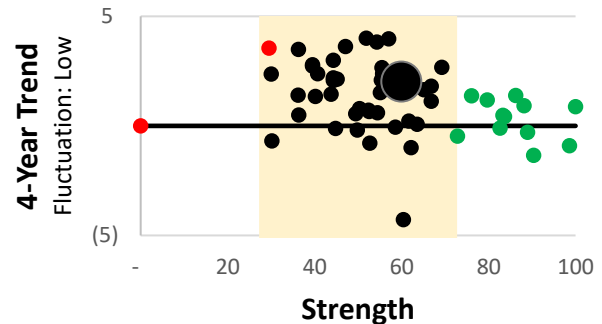
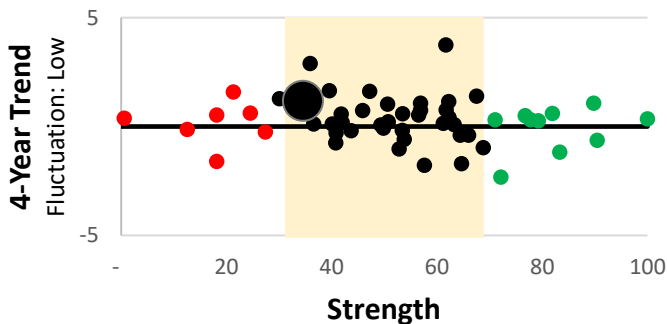
POLITICAL RISK	RANK	STRENGTH	FRAGILE STATES INDEX	RANK	STRENGTH
Weight 1.0	36.0	47.2	Weight 0.9	48.0	15.9



REGULATORY QUALITY	RANK	STRENGTH	CORRUPTION	RANK	STRENGTH
Weight 0.9	47.0	26.6	Weight 0.8	42.0	22.2



RULE OF LAW	RANK	STRENGTH	HUMAN DEVELOPMENT	RANK	STRENGTH
Weight 0.8	45.0	34.6	Weight 0.7	45.0	60.0



CONTACT

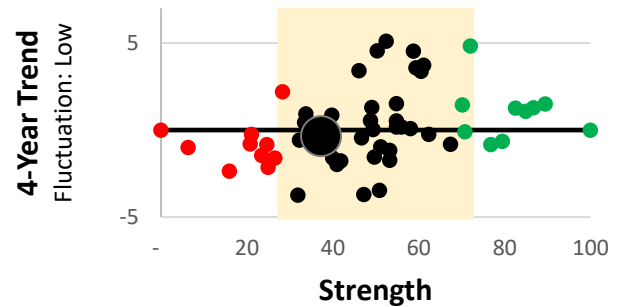
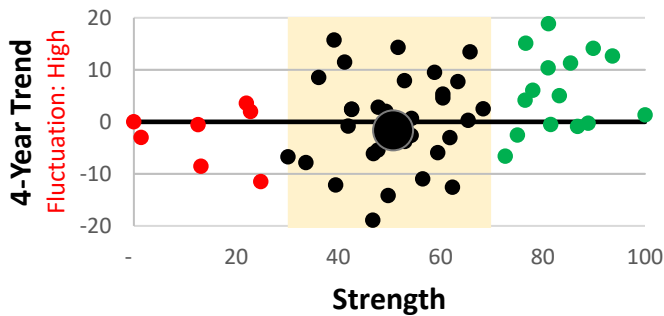
Matthew McLean | President, Endsight Consulting | matthew@endsightconsulting.com

Zimbabwe

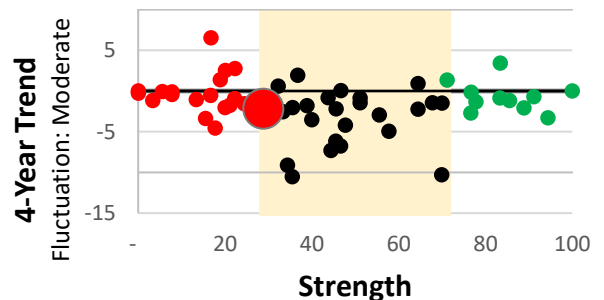
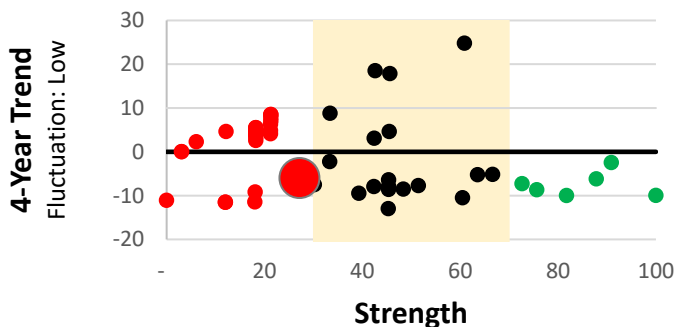
GOVERNANCE

Page 2 of 2

NATIONAL STAT. QUALITY			GOV. EFFECTIVENESS		
Weight	RANK	STRENGTH	Weight	RANK	STRENGTH
0.8	32.0	50.7	0.7	40.0	37.3



Openness & Operation			PERSONAL FREEDOMS		
Weight	RANK	STRENGTH	Weight	RANK	STRENGTH
0.7	28.0	27.2	0.6	36.0	28.9



Democracy Index		
Weight	RANK	STRENGTH
0.6	37.0	29.0

